



Sample Materials

Samples on the Following Pages Include:

Day 1 Academy Lesson, Level 3

This lesson, which is also available in three other teaching levels, introduces the concept that fire and sin are very similar, not only in how easily they get started, but in how quickly they spread and destroy. A simple object lesson is part of this lesson.

PAGES 15-18

Day 4 Firefighter Drill Lesson, Level 2

This lesson, which is also available in three other teaching levels, teaches the importance of readiness, fitness, and preparedness in the Spiritual walk with God. We must always be in practice, properly geared up and ready to answer God's call!

PAGES 19-22

Day 4 Crafts Project: Firefighter Axe

This fun crafts project lets kids build a harmless firefighter axe out of craft foam!

PAGES 23

Day 1 Drama Skit

Meet the Fire Fighters Characters and check out what a day at Station 316 is like with Captain Jake, Lieutenant Ember, and Bernie the clumsy rookie!

PAGES 24-28



Bible Application Lesson Kit

Day 4
NIV



Day 4

Application Lesson Pack

Welcome to DRIVE!

We want to sincerely thank you for serving as a teacher at VBS. Now's your chance to challenge kids to aim for higher standards of godliness while also growing yourself! Use this time to impact children with God's Truth, and may God bless you as you do so!

YOUR RESPONSIBILITIES...

1. Read the "Information for Teachers" page (on the next page) to familiarize yourself with the following:
 - The structure of the Bible lessons
 - The four teaching levels
 - What ages each level of lesson is designed for
 - The purpose and use of the Scoreboard Sheet
 - Information about the Take-Home Worksheets
 - Tips for Teachers
2. Acquire and prepare all of the materials needed for this lesson as shown on the "Day 4 Lesson Setup" page, which is the fourth page of this Lesson Packet. It is very important that you study the Lesson Setup page so that you will understand how these lessons will work and so that you will be prepared to teach the lessons.
3. Read through the lessons you'll be teaching, and familiarize yourself with the Scripture passages and object lessons involved.
4. Fill out your "Teacher" name tag to identify yourself.
5. Read through the "Tips for Teachers" section on the next page for helpful hints about teaching children.
6. Teach all Age Groups the appropriate level of lesson on your assigned day of VBS.

Your Name Tag

Write your name on the Name Tag to the right, cut it out, and insert it into a 4 inch X 3 inch top-loading clip-style name tag from Avery, which your VBS Director should have a supply of. Wear this Name Tag to identify yourself during VBS.

This 13-page Lesson Pack Includes:

- Information for Teachers
- Lesson Setup Sheet
- Scoreboard Sheet
- Driver Labels Sheet
- Level 1 Lesson (2 pages)
- Level 2 Lesson (2 pages)
- Level 3 Lesson (2 pages)
- Level 4 Lesson (2 pages)

For this Lesson, You Will Need to Acquire:

- A 36" wide area around the perimeter of your classroom to serve as a "race track"
- Two sets of "Fuel Tanks," which are each constructed from a pair of empty 2-liter soda bottles and plastic pipe. See the Day 5 Lesson Setup page for details.

Lesson Setup:

Please refer to the "Lesson Setup" page (the fourth page of this Lesson Pack) for complete information about the materials you'll need and the preparations you'll need to make in order to teach this lesson.



Elsewhere in VBS Today, Kids are Learning...

Children learn about Jesus' visit to the home of Martha and Mary. From this Bible story, adapted from Luke 10:38-42, children will see the contrast between Martha, who kept running and running, and Mary, who took time for a Spiritual "pit stop" by sitting and listening to Jesus. This story, along with object lessons, will show kids the importance of regular times of worship and prayer.

First Name

Last Name

STAFF

Race Instructor



Day 4 Application Lesson Setup

Lesson Summary

This lesson is about the importance of making regular "pit stops" to worship the Lord and be in fellowship with other believers. Just as a race car needs to pull off the track occasionally for repairs and refueling, we need to make it a point to be in worship regularly. This lesson will use soda bottles as "fuel tanks." Kids will "race" around your classroom holding these "fuel tanks" to demonstrate the fact that fuel runs out, which requires us to make a spiritual pit stop for refueling.


Materials Needed

"Fuel Tanks" (You'll Need at Least 2)

Each "fuel tank" is made from a pair of 2-liter soda bottles which are fastened together at the necks. This creates an "hourglass" effect, where water can slowly drain from the top bottle into the bottom bottle. When the top bottle is empty, it will represent an empty fuel tank. You'll need at least two of these. Directions for building these "fuel tanks" are in the next column.

Driver Labels

These labels for "Driver 01" and "Driver 02" are included in this lesson pack. These need to be affixed to your "fuel tanks" prior to teaching the lesson.



Preparation

Classroom Setup:

- Clear the perimeter of your room to set up a "race track" about 36' wide all the way around your room.
- Mark off a "Start/Finish Line" on the floor on your "race track." The Start/Finish Line should be up front, where you will be teaching.
- IMPORTANT: Set up a PIT STOP AREA where kids can pull off the "race track" as shown in the diagram.
- Set up a seating area in the center of your room, clear of the race track around the edges of your room.
- When used in the lesson, kids will "race" around your "race track" in a COUNTER-CLOCKWISE direction.
- Your classroom should be set up according to the CLASSROOM SETUP DIAGRAM shown here.

"Fuel Tank" Assembly Directions

Items Needed for Building One "Fuel Tank"

- Two empty 2-liter bottles.
- 2 in. of half-inch diameter PVC pipe. This can be purchased at stores such as Home Depot or Lowes, and they can cut it for you upon request.
- PVC glue (PVC glue is clear, not to be confused with ABS, which is black)

Assembly Directions

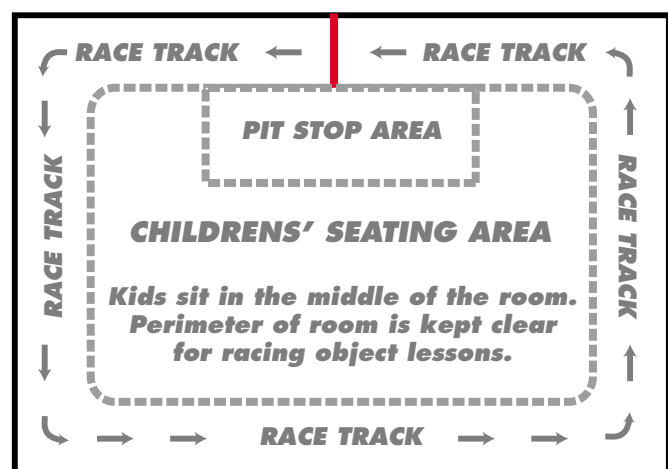
1. Fill one of the bottles 2/3rd full of water (You may add food coloring to it if you desire)
2. Generously apply glue to one half of PVC and the inside neck of the bottle you've filled with water. Do NOT glue the other side of the pipe or the other bottle until you're ready to attach it!
3. Gently twist the PVC into the opening of the bottle
4. Wait about 5 min. for glue to set before attaching other bottle
5. Apply glue to other side of PVC and empty bottle as you did in Step 2.
6. Turn the empty bottle upside down and gently twist it onto the pipe.
7. Give your "fuel tank" about an hour to fully set before testing it.
8. If there is leakage, apply some glue around the outside of bottles where they join. (a small amount of leakage won't matter)



Or, Buy Them Pre-Made

Alternately, you can purchase tornado tube kits that are ready to go if you're willing to spend more money. Buy them online at <http://www.stevespanglerscience.com/> This website is not affiliated with TruthQuest Ministries.

CLASSROOM SETUP DIAGRAM





Bible Application Lesson

LEVEL 3
For 2nd and 3rd Graders
Day 4
Page 1 of 2
NIV

Lesson Focus:
**"Refuel, Refresh,
and Repair!"**
Memory Verse:

Hebrews 10:25

Let us not give up meeting together, as some are in the habit of doing, but let us encourage one another. (abbreviated)



Lesson Preparation:

Acquire the supplies and prepare the lesson as directed on today's Lesson Setup page. Begin by going over the Memory Verse (above) with the class.

Lesson Introduction:

In car racing, drivers have to stop from time to time to refuel, get new tires, and make necessary repairs. This is called a "pit stop." Pit stops are very important in racing.

? QUESTION: (1 point):

What would happen if a driver never refueled his car?

ANSWER: He would run out of gas.

! EXPLAIN:

Race cars need help in order to get through a whole race. They run out of gas. Their tires wear out and need to be replaced. And sometimes, cars break and need to be fixed. That's why cars need to make pit stops several times during a race. Today, we are going to see why pit stops are so important.

Action:

Pick two volunteers to be racers. Introduce them as "Driver #1" and "Driver #2."

! EXPLAIN:

Our friends here are great race car drivers. Driver #1 is a hot-shot driver who doesn't make pit stops. But Driver #2 knows he has to rely on others to help him in the race.

Action:

Show the "fuel tanks," (as prepared from the Lesson Setup page) to the class.

! EXPLAIN:

These are the fuel tanks for our friends' race cars. When the top parts of these fuel tanks are empty, their cars are out of gas.

Action:

Hand the Fuel Tanks (empty side up) to your "Drivers." Both "Drivers" should hold their "fuel tanks" at the point where the two bottles join, so make sure they're holding them correctly!

! EXPLAIN:

When I say "GO!", our drivers are going to turn their fuel tanks over so the full side is up, and they are going to race around our race track by fast-walking, but NOT running. Let's see who will win this race! Boys and girls, start your engines!

Action:

Have your "Drivers" pretend to start their car engines. After a moment, say "Go!" and have both "Drivers" flip their fuel tanks over and begin racing. Have the class cheer for both "Drivers." Both "Drivers" must continue to hold their fuel tanks so that the water slowly drains from the top bottle as they race.

NOTE: When Driver #2's fuel tank drains to about 1/3 full, proceed to the "Pit Stop" section of the lesson (below).

Pit Stop!

Call for Driver #2 to come off the "race track" for a pit stop, but have Driver #1 continue to "race" around the track.

! EXPLAIN:

Right now, Driver #1 is winning, because Driver #2 has stopped for a pit stop. That's because Driver #2 sees that he/she is about to run out of gas. Also, Driver #2 needs some new tires.

Action:

Pretend to change the tires on Driver #2. Have fun with this, making sounds and pretending to pull off old tires and fasten new tires. Then, turn Driver #2's fuel tank over so that the full side is on top, and send Driver #2 back out onto the track to race.

! EXPLAIN:

Taking time for a pit stop may have put Driver #2 way behind Driver #1, but now, Driver #2 has new tires and a full tank of gas. Driver #2 is in good shape now. But what about Driver #1?

Action:

Point out that Driver #1's gas tank is nearly empty (if it isn't empty already). When Driver #1's fuel tank is empty, have him/her STOP moving in the middle of the track.

! EXPLAIN:

Uh oh! Driver #1 is OUT OF GAS! He/she is stuck on the track and can't move!

? QUESTION: (1 point):

Why is Driver #1 out of gas?

ANSWER: Because he/she didn't make a pit stop to refuel.

? QUESTION: (1 point):

Who is going to win the race now? Why?

ANSWER: Driver #2, because he/she made a pit stop!

Action:

Have Driver #2 continue around the track until he/she completes one lap more than Driver #1 completed. Then, declare Driver #2 the winner, and have the class cheer. Then, thank your volunteers and have them sit down.

! EXPLAIN:

Those of us who believe in Jesus are kind of like race cars, because we ALSO need to make pit stops. For us, pit stops are times to worship God and to be encouraged and refreshed.

T READ: Jeremiah 31:25 (below):

I will refresh the weary and satisfy the faint.

? QUESTION: (1 point):

What can God do for us when we are tired and weary?



Continued on Next Page...

ANSWER: Refresh us.

! EXPLAIN:

"Refresh" means "to make new." When we are tired, we sleep so we can be refreshed. When Jesus lived on Earth, even He took time to get away and be refreshed by His Father!

? DISCUSSION QUESTIONS:

Q. What are some ways God refreshes us?

A. Answers may include: church, fellowship, worshipping, etc.

Action:

Bring two new volunteers to the front and introduce them as "Driver #1" and "Driver #2."

! EXPLAIN:

Imagine that our two new drivers are believers in Jesus, and church is where they make their pit stops so they can be refueled and refreshed. Driver #1 only goes to church for pit stops once in a while. He doesn't spend time with other believers in Christ. Driver #2 knows how important church and fellowship is.

Action:

Hand the Fuel Tanks (empty side up) to your "Drivers." Make sure they're holding them correctly!

! EXPLAIN:

When I say "GO!", our drivers are going to turn their fuel tanks over so the full side is up, and they are going to race around our race track by fast-walking, but NOT running. Let's see who will win this race! Boys and girls, start your engines!

Action:

Say "Go!" and have both "Drivers" flip their fuel tanks over and begin racing as with the previous race.

NOTE: When Driver #2's fuel tank drains to about 1/3 full, proceed to the "Pit Stop" section of the lesson (below).

Pit Stop!

Call for Driver #2 to come off the "race track" for a pit stop, but have Driver #1 continue to "race" around the track.

! EXPLAIN:

Look! Driver #2 sees that he/she needs to spend some time in worship and fellowship!

Action:

Pretend to encourage Driver #2, asking him how he's doing, how you can pray for him, etc. Then, read the verse below:

! READ: Hebrews 10:25 (below):

Let us not give up meeting together, as some are in the habit of doing, but let us encourage one another—and all the more as you see the Day approaching.

! EXPLAIN:

This verse tells us how important it is to meet with other Christians regularly so we can be refreshed and encouraged.

Action:

Point out that Driver #1's gas tank is nearly empty (if it isn't empty already). When Driver #1's fuel tank is empty, have him/her STOP moving in the middle of the track.

! EXPLAIN:

Uh oh! Driver #1 is OUT OF GAS! He/she is stuck! When you don't spend time in worship and with other believers, you'll soon stop moving in your walk with God. But by going to church and worshipping with other Christians, we are refueled, and we can keep on racing!

Action:

After Driver #2 has been refueled, have him continue in the race until he passes Driver #1.

! READ: Hebrews 10:25 (below):

Let us not give up meeting together, as some are in the habit of doing, but let us encourage one another—and all the more as you see the Day approaching.

? QUESTION: (1 point):

Who does this verse say we should encourage?

ANSWER: One another.

! EXPLAIN:

Our Memory Verse tells us that we should keep meeting with believers in Christ so we can encourage each other and help each other out. This is another important reason for us to make pit stops in church every week. As Christians we need to be ready to encourage and help out others who need that encouragement. Let's see what happens when Driver #2 comes alongside of Driver #1 and invites him to come to church.

Action:

Have Driver #2 gently grab hold of Driver #1 and take him to the pit. Refuel both drivers so they can both continue on their way. Have the kids cheer when both re-enter the race.

! READ: 1 Thessalonians 5:11 (below):

Therefore encourage one another and build each other up, just as in fact you are doing.

? DISCUSSION QUESTIONS:

Q. What does this verse say we should do?

Q. What are some ways you can encourage others?

! EXPLAIN:

Not only should we be going to church and worshipping God on a regular basis, but we need to be encouraging others to do the same. Sometimes all it takes to refresh someone else is a little encouragement from you.

Conclusion:

The race is long, and if you want to stay in the race, you have to make pit stops. Cars need fuel and tires, but WE need to be refueled with God's Word, and WE need to be refreshed by other believers in Christ. Don't forget to make pit stops by going to church every week, and you'll run a good race for God!

END OF LESSON!



Bible Story Lesson Kit

Day 3
NIV



Day 3

Bible Story Lesson Pack

Welcome to DRIVE!

We want to sincerely thank you for serving as a teacher at VBS. Now's your chance to challenge kids to aim for higher standards of godliness while also growing yourself! Use this time to impact children with God's Truth, and may God bless you as you do so!

YOUR RESPONSIBILITIES...

1. Read the "Information for Teachers" page (on the next page) to familiarize yourself with the following:
 - The structure of the Bible lessons
 - The four teaching levels
 - What ages each level of lesson is designed for
 - The purpose and use of the Scoreboard Sheet
 - Information about the Take-Home Worksheets
 - Tips for Teachers
2. Acquire and prepare all of the materials needed for this lesson as shown on the "Day 3 Lesson Setup" page, which is the fourth page of this Lesson Packet. It is very important that you study the Lesson Setup page so that you will understand how these lessons will work and so that you will be prepared to teach the lessons.
3. Read through the lessons you'll be teaching, and familiarize yourself with the Scripture passages and object lessons involved.
4. Fill out your "Teacher" name tag to identify yourself.
5. Read through the "Tips for Teachers" section on the next page for helpful hints about teaching children.
6. Teach all Age Groups the appropriate level of lesson on your assigned day of VBS.

Your Name Tag

Write your name on the Name Tag to the right, cut it out, and insert it into a 4 inch X 3 inch top-loading clip-style name tag from Avery, which your VBS Director should have a supply of. Wear this Name Tag to identify yourself during VBS.

This 15-page Lesson Pack Includes:

- Information for Teachers
- Lesson Setup Sheet
- Scoreboard Sheet
- Caleb & Josh Paper Stock Car Templates and directions
- Level 1 Lesson (2 pages)
- Level 2 Lesson (2 pages)
- Level 3 Lesson (2 pages)
- Level 4 Lesson (2 pages)

For this Lesson, You Will Need to Acquire:

- An electric blow dryer
- Two Bibles
- Five plain sheets of paper

Lesson Setup:

Please refer to the "Lesson Setup" page (the fourth page of this Lesson Pack) for complete information about the materials you'll need and the preparations you'll need to make in order to teach this lesson.



Elsewhere in VBS Today, Kids are Learning...

Children learn the importance of staying firmly on track with God by carefully studying and obeying His Word. Through object lessons and Scripture passages, children will be taught the "R-O-A-D" method for using the Bible, standing for "R-Read, O-Observe, A-Ask, and D-Do." This exercise is meant to help kids to build habits of paying closer attention to the Bible and to obey God's Word more fully.

First Name

Last Name

STAFF

Race Instructor

Today's Story: "Against the Wind"

Caleb stays true to God in the face of stiff opposition

Adapted From:
Numbers chapters 13 and 14



Lesson Preparation:

Acquire and prepare all the materials called for on the Bible Story Lesson Setup page.

Lesson Introduction:

Have you ever ridden in a car with the windows down? Have you ever felt the wind on your face? Have you ever noticed that the faster you go, the more wind blows in your face?

Action:

Take a blow dryer on low heat and blow it on some of the kids.

! EXPLAIN:

Did you feel that? When you're riding fast on a bike or riding in a car, the air has to get out of your way, and it feels like wind blowing at you. Well, race cars go way faster, and they feel LOTS of wind rushing past them! That's cool, but it can ALSO be dangerous! If enough air gets UNDERNEATH the car, it can lift it up off the track, and the car will FLY out of control and crash!

Action:

Place your paper stock car on a table with the front end of the car hanging off the edge. With your blow dryer, blow underneath the hanging edge of the car until it flips over. Have your class make a loud crash sound together.

? DISCUSSION QUESTIONS:

- Q. What happened when the air got underneath the car?
- Q. Do you think a crash like that could hurt or kill someone?

Action:

Put the paper car FULLY on the table, and place your hand behind the rear of the car to hold it in place. Blow the dryer toward the car's windshield. This time, the car will not flip. Do this as you read the following explanation:

! EXPLAIN:

To keep this from happening, race cars are built in a way that makes all of the passing air push DOWN on the car. That's called "DOWNFORCE," and it keeps the car from flying off the track and crashing like we saw before.

? DISCUSSION QUESTIONS:

- Q. Why didn't the car flip over that time?
- A. The air pressed DOWN on the car instead of pressing up!

! EXPLAIN:

As people who want to follow God, WE need to be kept on God's

track just like a race car does. For us, trusting and obeying God keeps us on the track and protects us from flying out of control like our crashed car did!

? DISCUSSION QUESTIONS:

- Q. Do you think it could be dangerous for us to disobey God?
- A. It sure could be! If we disobey God, we could fly out of control and crash, kind of like our race car!

Action:

Have your class make a loud crash sound together.

! EXPLAIN:

I'm going to tell you a Bible story now that happened shortly after God freed Israel and led them up out of Egypt. As you will see in our story, the Israelites needed to obey God, because they were about to be blown off of God's track!



BIBLE STORY: The Story Begins...

"Send some men to explore the land of Canaan," God said, "because I am giving it to the Israelites." Finally, the nation of Israel would have their own land! Moses happily sent twelve men to spy out the land to find out what it was like, and how hard it would be to get rid of all the evil nations that lived there now. And so, for forty days, twelve spies from Israel checked out the land. Among these spies were two men named Joshua and Caleb.

Action:

Select two boys from the class and bring them to the front. Introduce them to the class as "Joshua" and "Caleb."



BIBLE STORY: Continue Reading...

Now Joshua and Caleb loved and trusted God, so they were sure that God would help Israel to get rid all the bad guys who lived in the Promised Land. After all, God had TOLD them to go and take over the land. But, not everyone felt that way.

Action:

Select three other volunteers to come to the front. Introduce them as Israelites.



BIBLE STORY: Continue Reading...

After forty days of spying in the Promised Land, the spies came back and told what they had seen:



READ: Numbers 13:27-28a (below):

"They gave Moses this account: 'We went into the land to which you sent us, and it does flow with milk and honey! Here is its fruit. But the people who live there are powerful, and the cities are fortified and very large...'"

? DISCUSSION QUESTIONS:

- Q. Do you think some of the Israelites were a little scared of the bad guys who already lived in the Promised Land?



BIBLE STORY: Continue Reading...

Well there it was. The Israelites had a choice to make. The spies had told them the Promised Land was a good place to live. But before they could live there, they would have to fight all the bad guys who lived there already. What would they do?

Action:

Have all five of your volunteers hold out both hands, palms facing up. Place a sheet of paper on each volunteer's palms.



Continued on Next Page...

PAGE 2 Continued from Previous Page

SAY: (to your volunteers)

Pretend that these pieces of paper are your lives. Right now, you are all holding your lives in your hands! You have to hold them on your palms like this. You can't use your fingers. If any of your papers fly or fall off your palms, your life has crashed and burned!

Action:

Have the class make a loud "crash" sound.

EXPLAIN:

Our lives are like race cars. We need to stay on the track that God has set up for us. So, while "Joshua" and "Caleb" hold their lives in their hands, let's see what happened in our story.

BIBLE STORY: Continue Reading...

Caleb was beginning to sense fear in the Israelites. Sure, the bad guys in the Promised Land were powerful, but God was MORE powerful! It would be a terrible mistake for the Israelites to disobey God and NOT go into the Promised Land.

READ: Numbers 13:30 (below):

Then Caleb silenced the people before Moses and said, "We should go up and take possession of the land, for we can certainly do it."

DISCUSSION QUESTIONS:

- Q. Why wasn't Caleb afraid to go into the Promised Land?
A. Because he trusted and obeyed God.

BIBLE STORY: Continue Reading...

Caleb and Joshua trusted and obeyed God, and that kept them firmly on track like wind blowing down on a car. But that made the rest of the people mad, because they did not WANT to obey God. In fact, they even started making plans to go back to Egypt to become slaves again!

Caleb and Joshua couldn't believe what they were hearing. Surely, God could give them the land He had promised, if only the Israelites would trust him! Caleb and Joshua ran through the crowd, trying to reason with the people. Caleb and Joshua tried to get the people to obey God and go into the Promised Land, but the people only got angrier and talked about stoning Joshua and Caleb to kill them. It was a sad day indeed for Israel.

Action:

Show a Bible to the class.

EXPLAIN:

Unlike the rest of the Israelites, Joshua and Caleb are staying on track. That's because they are trusting and obeying God. And that is keeping Joshua and Caleb on the track.

Action:

Place a Bible on top of the piece of paper being held in "Joshua's" palm. Do the same with Caleb.

EXPLAIN:

The trick about staying on track with God is that the world

doesn't like it when we obey God. It's kind of like all the wind that pushes down on a race car, which makes it harder for the car to go fast. That's called "DRAG." It's like that with us too. When we stay on God's track by obeying Him, the people around us sometimes fight against us to make it harder.

DISCUSSION QUESTIONS: (for your volunteers)

- Q. Is it harder to hold your paper now that there's a Bible pressing down on it?

BIBLE STORY: Continue Reading...

Caleb and Joshua were still on track because of their trust and obedience to God. Now, because of their obedience, the Israelites wanted to kill them. And then finally, God had had enough. God spoke to Moses and said:

READ: Numbers 14:23-24 (below):

Not one of them will ever see the land I promised on oath to their forefathers. No one who has treated me with contempt will ever see it. But because my servant Caleb has a different spirit and follows me wholeheartedly, I will bring him into the land he went to, and his descendants will inherit it.

SAY:

So here we are. Our friends are holding their lives in their hands. How do you think it's going to turn out for our Israelites who aren't being kept on track by obeying God?

Action:

Use a blow dryer to blow the papers off your "Israelites" hands. When the papers fly off, have your class make a loud "crash."

SAY: (to your "Israelites")

Bummer. Since you didn't let God keep you on the track, your lives have flown out of control, and you've crashed. But what about Caleb and Joshua? They DID trust and obey God.

Action:

Blow the hair dryer at the papers being held by "Joshua" and "Caleb." Since those papers are being held down by Bibles, nothing will happen.

BIBLE STORY: The Happy Ending...

Joshua and Caleb's lives did NOT fly out of control, because they let God hold them down on the track. Forty years later, when all of the Israelites who had disobeyed God had died, a new generation of Israelites entered the Promised Land. And along with all those youngsters were two old men—Caleb and Joshua—the two who never got off track.


For their obedience, God kept them alive and well long after the other Israelites had died. True to His promise, God helped Caleb and Joshua to finish the race and live at peace.

DISCUSSION QUESTIONS:

- Q. How did Caleb and Joshua stay on God's track?
A. By trusting and obeying God.

Why it Matters:

God is the one who keeps us on track. Our lives will not fly out of control and crash if we will only trust in Him. Even when the world fights against us, we must always trust and obey God, and He will keep us firmly on track!

 **END OF LESSON!**

PAPER STOCK CAR

CALEB JOSHUA TEAM

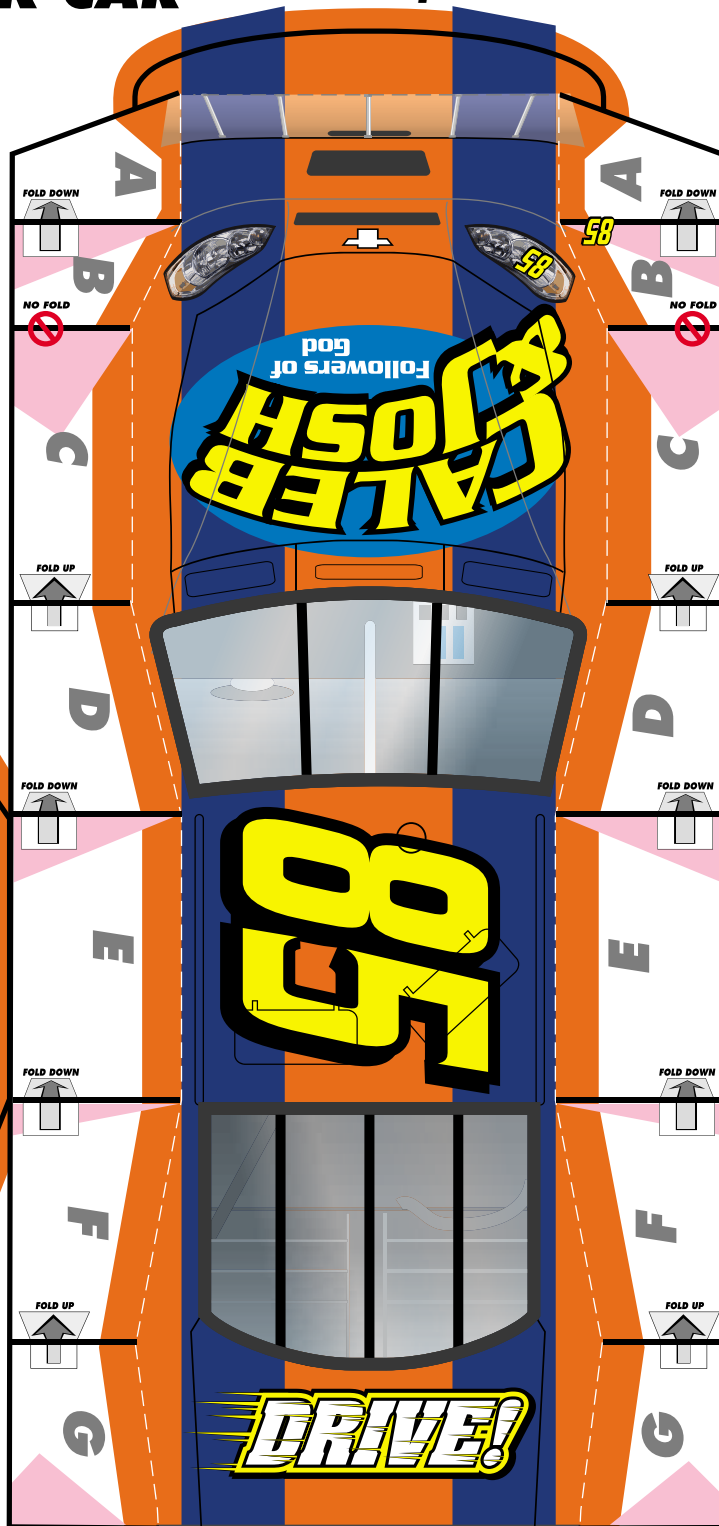
Car Top

DIRECTIONS:

Cut out all three pieces of this stock car (the Driver Side with tires, the Top, and the Right Side with tires). Use the bold solid black lines (not the edge of the colors) as your cutting guide.

Car Driver Side

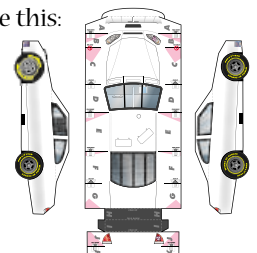
Car Right Side



(Car Rear Fin)



When Cut out, you should have three pieces like this:

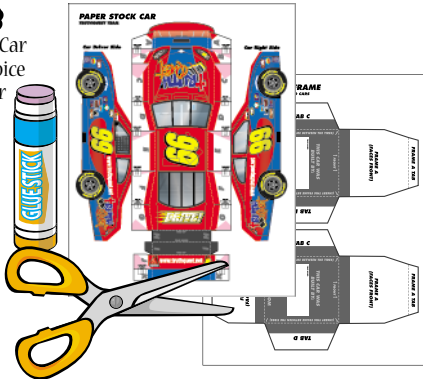




Paper Stock Car Assembly Diagram for Crafts & Lessons

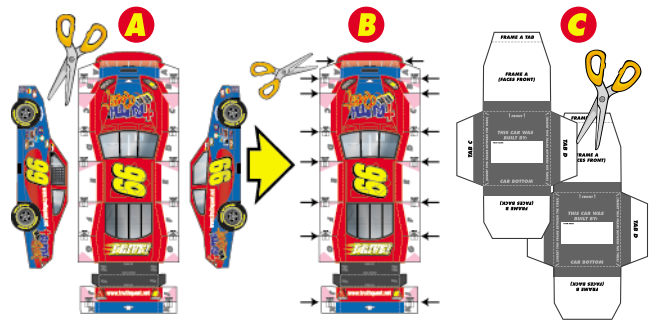
YOU NEED:

- The Paper Stock Car sheet of your choice
- A Paper Stock Car Frame sheet
- Scissors
- A glue stick



PREPARATION DIRECTIONS

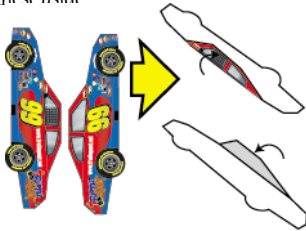
Start with the Paper Stock Car sheet. On the solid black lines, cut out the Car Top, the Car Driver Side, and the Car Right Side (three pieces.) The car's color will overlap the cutting line. That's okay! Then, cut all of the slits on the solid black lines as shown (B). Next, from the Paper Stock Car Frame sheet, cut out the two frame pieces (C). This sheet includes frames for two cars.



ASSEMBLY DIRECTIONS

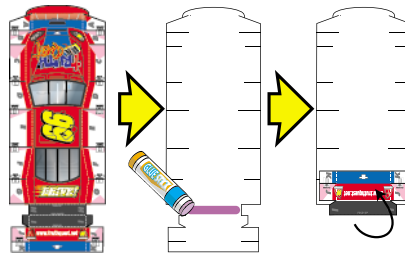
1

Place the two car side pieces face-down and fold the car cab upward on the dotted lines (right beneath the windows) as shown. Set these aside.




2

Flip the car top face-down and put glue on the back side of Panel T as shown. On the dotted line between panels H and T, fold the car as shown and press panels H and T together.



3

Fold the rest of the car top as shown where all of your cut slits are. Take note of the fold direction as indicated by the "fold up" or "fold down" markings.



4

On both sides of the car top, fold tabs A-G and J-K down on the dotted lines as shown.

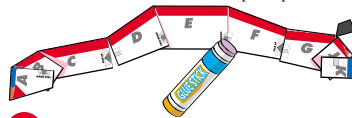
Also fold the tips of the car's rear fin upward as shown.



5

On BOTH SIDES of the car top, do the following as shown in the diagram:

- Put glue on the PINK part of tab B and glue tab A to Tab B so that it covers the pink part.
- Put glue on the PINK part of tab C and glue tab B to Tab C so that it covers the pink part.
- Put glue on the PINK part of tab E and glue tab D to Tab E so that it covers the pink part.
- Put glue on the PINK part of tab F and glue tab E to Tab F so that it covers the pink part.
- Put glue on the PINK part of tab G and glue tab J to Tab G so that it covers the pink part.
- Put glue on the PINK part of tab J and glue tab K to Tab J so that it covers the pink part.




6

Turn one of your car side pieces face-down and apply glue stick along the top, front, and rear of the car as shown.

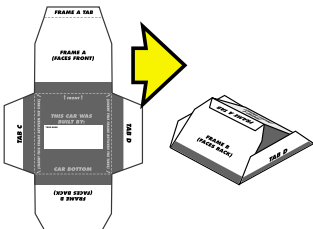
Carefully fasten your car side piece to the car top piece as shown, taking care to carefully match the edges up. We suggest gluing the roof to Tab E first. Make sure everything is glued securely, especially along edges.

When finished, repeat this process with the other side of the car.



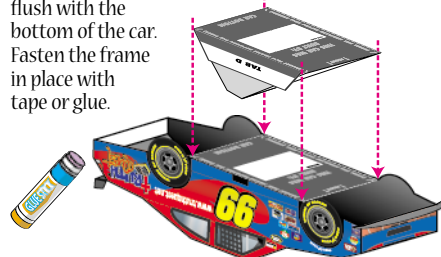
7

Take a car frame piece and write your name on it. Then, place it face-down and fold Frame A and Frame B upward to form a tent. Glue Frame A tab to Frame B as shown. Also fold Tab D and Tab C upward as shown.



8

Turn your assembled car upside-down and insert the frame into the bottom of the car as shown. The frame should line up with the tires and should be flush with the bottom of the car. Fasten the frame in place with tape or glue.



9

FINISHED!

The finished car will look similar to this!





BEGINNING [Day 1 NIV Version]

(With the stage set up to look like a racing garage [see "Staging Elements" on page 5 of this kit], the opening assembly begins with the singing of the "Drive!" theme song by everyone. After an opening prayer, begin the skit with Roy on the stage)

Roy

Boys and girls, START YOUR ENGINES! Are you guys ready to learn how to race?

(Waits for kids to respond)

Good, because we're gearing up for a fast-paced time together, and it all starts right now! Welcome to the HisScars Racing Academy! My name is Roy, and I'm the Crew Chief around here. Over the next few days, my friends and I are gonna put you all behind the wheel of the most perfectly tuned machine ever to hit the road, and we're gonna train you all to race for the greatest prize in racing!

(Dixie enters and greets the kids)

Dixie

Hey race fans! Welcome to the chase!

Roy

Well, how 'bout that? Boys and girls, it's Dixie Daring! Say hello!

(Waits for kids to respond)

Little Dixie here is the daughter of Donny Daring, the best driver I've ever had the privilege of working with!

(To Dixie)

How is your Daddy since he retired, Dixie?

Dixie

Aw, you know Dad! He's probably racing his fishing boat or somethin' right about now.

Roy

(To the kids)

Way back in the day, I worked on the pit crew for this little lady's daddy! I was just an underling back then, but boy, he taught me a thing or two about racing, and a whole lot of other things too!

Dixie

Yeah, well Daddy never was one to keep his opinions to himself.

Roy

Well I guess it's your turn on the track now, Dixie! I'm looking forward to seeing you follow in your daddy's tire tracks!

Dixie

Well don't hold your breath, Chief. Daddy did all right for himself, but he never could win the big one. I'm here to do what Daddy couldn't, and I'm gonna do it MY way!

Roy

(Skeptically)

Is that right?

(Crash runs into the scene, but trips and falls comically)

Crash

I'm okay! I did that on purpose!

(Crash gets up, dusts himself off, and taunts Dixie)

Well lookie who's gonna be in my rear-view mirror!

Dixie

Well, if it isn't Mister Yellow Flag himself! Caused any crashes lately, Beauregard?

Crash

Name's BEAU, Little Lady, and if you can't handle a little rough play, then you ain't got no business out there on the track!

(Beau comically blows his nose into his hands with no handkerchief. Afterward, he looks at his hands and wipes them on his pant legs)

Roy

Well kids, I guess I'd better introduce you all to one of our other racers. This is Beau Nash.

(“Crash” goes among the kids and greets some of the kids in the audience by offering a handshake, oblivious to the fact that his hands are covered in snot. Ham this up!)

Crash

Pleasure to meet ya!

Roy

Beau is going to be joining us for the next few days here at the HisScars Racing Academy.

Dixie

Yeah, because he's being punished for racing dirty and ramming people into the wall! Isn't that right, "Crash?"

(“Crash” makes his way back to the stage)

Crash

Go on ahead, Darling! Call me "Crash" if you like! I'll wear it as a badge of honor! Beau "Crash" Nash! I'll do whatever it takes to get ahead, and if that means trading a little bit of paint or giving a friendly bump draft now and then, well, I just hope you're man enough to take it!

(Dixie clinches her fists and approaches Crash menacingly.)

Dixie

Oh, I'm MORE than MAN enough! I'm WOMAN enough!



(Roy separates Crash and Dixie to prevent a fight)

Roy

All right, you two, gasser down!

(To the kids)

Kids, I guess I'd better tell you, these two aren't exactly the best of friends.

Dixie

You can say that again!

Roy

It seems that "Crash" ran Dixie's Daddy into the wall in his final race a few years ago.

Crash

Aw, it was just a little bump draft is all!

Dixie

Yeah, on a YELLOW FLAG!

Roy

You see, kids, a yellow flag means that everyone needs to slow down and stop trying to pass each other because of unsafe conditions on the race track.

Dixie

It was unsafe, all right! "Crash" made a car spin out on the track, and then the yellow flag came out. But when everyone was SUPPOSED to be driving carefully under the yellow flag, he slammed into Daddy's rear end and made him crash into the wall!

Crash

That's racing!

(Crash clears his sinuses comically)

Roy

Maybe, but it's NOT the kind of racing we do here at the HisScars Racing Academy. Here, you're all gonna learn a whole different kind of racing!

Dixie

Different? How?

Roy

Well, for one thing, here, you're gonna learn how to race in the Eternal Crown Series! This isn't just a bunch of races with cars driving around a track. This is ONE BIG RACE, and it lasts a lifetime. In this race, the track is laid out by God, and the finish line is in Heaven!

Crash

Don't matter where the finish line is, 'cause I'm gonna be crossing it first!

Dixie

The only line you're gonna cross first is the unemployment line!

Roy

Now Dixie, I know your Daddy taught you better than that! It doesn't matter who crosses the finish line in Heaven first or last, it just matters that you get there! But before you can do that, you gotta get into the race!

Crash

Well NOW we're gettin' down to business! What's it take to get into this here race?

Roy

Well, you gotta understand, this isn't like the races you're used to. In this race, the rules are different, the standards are higher, and the price to enter? Well, that one is a bit of a problem.

Dixie

What's the big problem?

Roy

Well, it's this little thing called "sin." Your sin is...

Dixie

(Interrupting impatiently)

I know what it is. Sin is whenever you do something wrong. Daddy was always telling me.

Roy

Well he was right. And to get into the race for Heaven, you can't have any sin in your life.

Crash

Aw, is that all? I have to be good?

Roy

You CAN'T be good. In the Bible, Psalm 53:3 says, "Everyone has turned away, they have together become corrupt; there is no one who does good, not even one."

And even if you COULD be good, it wouldn't be enough, because to get into Heaven, you have to be PERFECT. You can't have any sin! But of course, for a price, that sin CAN be taken away.

Crash

For a PRICE? Aw, don't worry, Chief! I've got me a sponsor!



Roy

Hey, I'm glad you brought that up!
(To the kids)

You see, kids, racing costs a lot of money! In fact, to race in all the races for one year, it can cost over ten million dollars! That's why we have SPONSORS. Sponsors are companies that pay lots of money to help people race.

Dixie

Sponsors? No problem! I've got plenty of sponsors. And, I signed an exclusive two-year deal with Purple Lightning Energy Drink! They'll pay my way! They have high hopes for me in my rookie year!

Roy

Purple Lightning? I tried some of that stuff once, and it turned my tongue purple.

(Crash sticks out his tongue and points to it, while comically trying to speak)

Thee, ith wite heew weh thy thung thas urthle an it thayed urthle thor a whole wek!

Dixie

Yeah. Moving on. As I was saying, the folks at Purple Lightning Energy Drink Company are gonna pay for most of my race expenses!

Crash

And Binky Burger is gonna pay MY way!

Dixie

Binky Burger? Is that the fast food hamburger place with the big pink bunny rabbit on the roof?

Crash

Binky Bunny, the most beloved rodent on Saturday morning cartoons, and the mascot of Binky Burger, where the fries are rinky-dinky Binky the best!

Roy

I'm sure those are both fine sponsors, but neither of them can pay what it costs to get into the race to Heaven. You see, in the Bible in Romans 6:23, it says that "the wages of sin is death." That's the price to have all that sin taken away, and that's what it costs to get into the race for Heaven.

So you see, whoever you're depending on to pay your way, there's no sponsor on earth who can pay ALL your expenses, and none of them can pay your way FOREVER!

Dixie

Well of course they can't! NOBODY can pay your way FOREVER!

Roy

But what if I told you there IS a Sponsor who can truly pay your way? A Sponsor who can not only pay for ALL your sin for the rest of your life, but who can ALSO do the same thing for EVERYONE who asks Him to?

Crash

(Pointing at Roy's head)

Id say you've blown a gasket or somethin' upstairs, ya' know what I mean?

Roy

(To the kids)

Well I think now would be a good time for all you kids to drive off to your training sessions to learn about this amazing Sponsor who can pay your way into Heaven. And during those sessions, we're going to see who can answer more questions; the boys or the girls!

So when you think you know the answer to a QUESTION, race to stand up, because the first person to stand up and answer a question correctly will earn one point for their team. And at the end of the day, we'll see who answered more questions--the boys, or the girls.

Crash

Don't worry, boys! You've got ME on your team to help you! Don't that make you feel good?

(Crash clears his sinuses as the kids respond)

Roy

Well kids, we'll see you all back here in a little while to find out what you learned! See you at the finish line!

Dixie

I'm gonna be the first in class!

Crash

Not if I get there first!

(Dixie and "Crash" take off running, rudely nudging each other on the way out.)

Roy

And kids, I DO hope you'll behave yourselves better than Dixie and "Crash!" See y'all later!

"Drive!" GROUP ACTIVITY SESSIONS-----



During this time, all of the VBS Age Groups will go through their rotation schedule to the various VBS activities. When these activities are completed, re-assemble all the kids for praise & worship and for the conclusion of the skit.

PRAISE & WORSHIP MUSIC TIME

Assemble all the kids together once again to participate in Praise & Worship Music Time.

SKIT RESUMES-----

(Stage area is cleared except for "Roy." When ready, resume the skit as follows.)

Roy

Well, welcome back, kids! Did y'all learn a thing or two today?
(Waits for kids to respond)

Good! Well, I hope you learned a little bit about sponsors today, because without sponsors, nobody would be able to pay what it costs to get into the races!

(Dixie enters, holding a can of "Purple Lightning" energy drink)

Dixie

Sponsors are wonderful things! They pay me to have their name on my car and my racing suit! Why, they even pay me \$50 every time I hold up a can of Purple Lightning Energy Drink!

(Crash enters. He is holding a hamburger, which he is chomping on obnoxiously)

Crash

(Talking comically with his mouth full)
That's nothing!

Roy

Uh, are you hungry or somethin'?

Crash

(With his mouth full)

Nope, but Binky Burger pays me five bucks every time I take a bite of one of their Binky Burgers! If I take a bite every two minutes, I can make an extra \$150 per hour!

(Crash chews his food obnoxiously)

Dixie

(To Roy)

Is it just me, or does he chew like the cow he's eating?

Roy

I'm trying not to notice. Anyway, I'm glad your sponsors are taking care of you, but remember what I told you. The price to enter the race to Heaven is much higher than you can pay.

Crash

I'd better eat faster!

("Crash" quickly takes as many bites of the burger as he can and chews it obnoxiously)

Roy

Guys, you're missing the point. No amount of money or anything else you can do can buy your way into the race to Heaven, because nobody with sin in their lives can enter Heaven.

(Crash stops chewing and obnoxiously spits his hamburger out into its wrapper)

Crash

Really?

Roy

Like I told you before, the race for the Eternal Crown ends in Heaven, and nobody with sin can enter Heaven. Sin has to be paid for, and the price is death.

Crash

(Holding his stomach)

I don't feel so good...

(Crash rushes offstage urgently)

Roy

Romans 6:23 says, "For the wages of sin is death, but the gift of God is eternal life in Christ Jesus our Lord." The price for sin is death, but eternal life is the gift of God through Jesus.

Dixie

No offense, Roy, but I've heard all this before. My Daddy preached this stuff to me all the time when I was growing up. And for all his talk about loving Jesus, he sure doesn't have anything to show for it! He did his best every time he got out on the race track, and yet he could never win the big one.

Roy

I beg to differ, Dixie. Your Daddy may never have won a racing championship or taken home a trophy, but he did one thing right. He was racing for JESUS, not for himself. He went out there and did his very best to bring praise and glory to God, because Jesus was his Sponsor and his Savior.

Dixie

Maybe so, but for all that hard work, my Daddy's retired and sitting in some run-down fishing boat, half-broke.

Roy

Maybe for now. But your Daddy's still in the race for the Eternal Crown, and when his life on earth is over, he's gonna cross that finish line in Heaven, and he's gonna see Jesus face to face.



Dixie

You really think so?

Roy

I know so. The price for getting into the race for the Eternal Crown is high, but Jesus can be your Sponsor. He can pay your way, and everyone else's too. First Peter 3:18 says, "For Christ died for sins once for all, the righteous for the unrighteous, to bring you to God."

Dixie

So, the cost for sin is death, and Jesus came to pay the price of death for EVERYONE?

Roy

For everyone who asks Him to be their Sponsor and Savior, yes. *(To the kids)*

The race for the Eternal Crown in Heaven is the longest, hardest, and most amazing race you can be in, because when you finish, you'll be in Heaven with Jesus. And if you race well, you'll win the prize God has called you to race for. But before you can do any of that, you need Jesus to sponsor you and take away your sin. Let me explain it this way:

(Make the following points as you present the gospel)

--We are all sinners--unworthy of heaven. [Romans 3:23]

--Jesus is the Son of God, and He can save us from our sin and give us everlasting life! [John 3:16]

--Your body will still die someday, but you will be raised back to life and live forever if Jesus saves you! [1 Cor. 15:51-57]

--We need to confess our sins to God so that we may be forgiven. [1 John 1:9]

--Jesus will send the Holy Spirit to live in our hearts to help us! [John 15:26]

--Your life will belong to God if you pray to receive Christ. [1 Corinthians 6:19-20]

--We should live to obey God because we love Him. [1 John 2:6]

Roy

If any of you want to give your lives to Jesus, you can silently pray this prayer with me right now. Let's all bow our heads and close our eyes. Let's pray.

(Roy prays a simple prayer of salvation with the kids)

Roy

If you prayed that prayer, please let me or one of your Crew Chiefs know so we can pray with you and welcome you to God's Kingdom! And if you're ALREADY a believer, let me challenge you to race well by living lives of Godliness!

Dixie

Well, I hear what you're saying, Roy, but following Jesus was my Daddy's thing. I'm not sure it's MY thing.

Roy

It has to be your choice, Dixie. Your Daddy's faith can't save you. It has to be your own,

Dixie

Well, I'm not sure yet, but I'll at least be back next time to see what else I can learn here.

Roy

Well, I hope ALL of these kids will be back next time. Speaking of which, where's "Crash?"

(Crash enters, still holding his stomach)

Crash

I don't think some of those Binky Burger agreed with me. I feel much better now!

(He points back at where he had previously exited)

By the way, we're gonna need a wet clean-up back there.

Dixie

(Covering her ears)

Moving on!

Roy

Well, I hope you all have learned a lot today! Let's all pray now and thank God for sending His Son to be our Sponsor and Savior, and let's pray for all those who haven't yet asked Jesus to save them. Let's pray.

(Roy prays)

Well, it's been a great day, but I think it's just about time we found out who won today's "Question Race," the boys or the girls!

(Now, announce who won today's boys vs. girls contest based upon who scored the most points on the Bible Lesson Scoreboards. If the boys won, "Crash" should spray Dixie with Silly String. If the girls won, Dixie should spray "Crash." Congratulate the winning team and encourage all of the children to come back and do their best on the next day.)

Roy

Well, I hope you've had fun at the HisScars Racing Academy, and I hope you'll come back next time, because there's a whole lot more racing fun to be had as we learn how to race for the Eternal Crown! Until then, put the pedal to the metal and be driven for God's glory! Bye!

END OF SCRIPT