

LESSON ONE: THE WORD

MAIN POINTS:

1. Jesus, The Word, was with God and was God at Creation.
2. Through Jesus all things were created.
3. The Word came to earth as a human.

BIBLE VERSE: In the beginning was the Word, and the Word was with God, and the Word was God. John 1:1

BIBLE STORY: Jesus and Creation; Genesis 1:1, John 1:1-3, 14

THIS LESSON CONTAINS:

Evidence:

Numbah 93
Crack the Code
Unlocking the Clues

Investigation:

Key Bible Story
On the Case
In the Field

Debriefing:

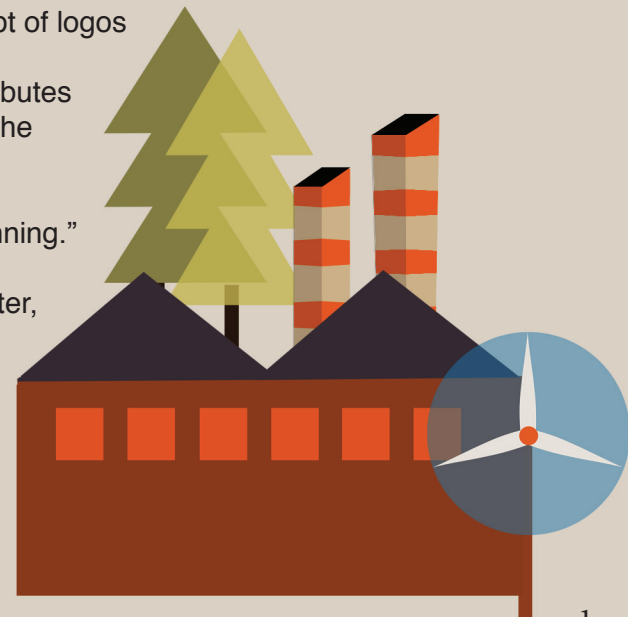
The Gadget Lab
Creative Thinking Craft
Tricks of the Trade Games
Secret Message Bible Memory
Express Yourself
Daring Disguise Snack
Code Deciphering Cards
Family Lab Report

SOMETHING TO THINK ABOUT BEFORE TEACHING:

The Word is translated Logos in Greek. In the ancient world this concept of logos denoted an immanent power of God creatively working in the world. It also was looked on as the word of God taking on personal creative attributes and giving divine self-expression or speech. Rolled into this thought is the creative capacity of God, that God's word is not just spoken but acted.

John 1:1 is an allusion to Genesis 1, with the same words, "in the beginning." It is in Genesis that the creation story unfolds with Jesus not only being present but also being the creative agent as God speaks the words. Later, Jesus will become flesh and live among the people. (John 1:14) He will give life a second time but this time it will be spiritual life instead of just physical life.

Many times children get the idea that Jesus showed up in the manger. That He was somehow created at this point. However, these Scriptures make it clear that Jesus has always been- first as being with God in an interpersonal way and second as actually being God.



EVIDENCE

NUMBAH 93 PP

Supplies: costume, pen, “Theme from Pink Panther” (optional)

*Download the “Theme from Pink Panther” from itunes.

Numbah 93 enters ducking behind things “spying” on the area. After looking around a bit, he pulls out his pen and talks into it.

Numbah 93 reporting. Area has been secured. Will stay in the area until receiving instructions.

(Looks up and sees the audience.) **Oh, good day to you. I guess you might be wondering what I am doing. My name is Numbah 93. That isn’t my real name. I can’t tell you my real name. If I told you my real name, well... let’s just leave it at I can’t tell you my real name.**

Now often I meet people who wonder why I am called Numbah 93. Why not 23? Why not 5? Why not even Numbah One? Everyone likes to be numbah one.

I’m Numbah 93 and not Numbah One because I wasn’t there in the beginning. You know, the beginning of the spy agency I work for. The first agent was Numbah One. I bet you could never guess what the second agent was named? (Give kids an opportunity to guess.) You are so smart. Numbah two. How did you know? Maybe you are prime spy candidate material! Like have you ever wanted to be a spy?

But I am getting off the subject. (Pauses as he realizes something.) Hey, are you getting me off the subject on purpose? Maybe you know a new spy technique I have not yet mastered? I am not falling for it. I have learned to be on the lookout for suspicious characters such as you.

(Continues to look suspiciously at the kids.)

I was telling you about my name. You see we are numbered by when our spy cover was created. As you can tell there were a lot of creations before me. But at one point there was someone who created this whole spy agency. That person dreamed this



great idea up. He spoke the word and someone did what he spoke. So there you have it. How I got to be Numbah 93.

(Music starts to play. Numbah 93 takes out his pen and speaks into it.) **What did you say? Yes sir, I will get right on it. I was conversing with some interesting** (looks at the crowd) **and rather suspicious kids here. I will keep my eye on them.** (Leaves as he puts his fingers to his eyes and then points to the kids.)

CRACK THE CODE

Supplies: For optional display-globe, “The Word” sign

Preparation: If doing the display, print The Word sign. Fold it into a tent sign.

On the screen is a TOP SECRET envelope. As the pieces of the Top Secret envelope disappear, let’s try to guess what is under it.

(Have all the kids work together, divide into teams or choose two people to compete.)

What do you think a picture of the earth has to do with the name of Jesus, “The Word?”
(Give the kids some opportunities to guess.)

When we think of “word” we think of a way to communicate. If we want to tell someone something, we usually use words whether on paper or by speaking them. We might use words to get to know someone better. Or we might use them to tell someone a secret.


That is what Jesus does by being the Word. God communicated to us through Jesus. He tells us something about who He is. We can get to know God by knowing Jesus. We can learn things about God from Jesus, things that once were not understood by man.

**So what does the earth have to do with the Word?
Let’s look at where it is found in Scripture to discover that.**

Options:

Display: Place the globe in the display. Make sure to print out the name “The Word” from the file to label the globe.

No Power Point: If you do not have access to power point, put the globe in a box and have the kids guess what might be in the box giving clues.



Unlocking the Clues PP

PP Read John 1:1 together:

In the beginning was the Word, and the Word was with God, and the Word was God.

Let's say the verse again doing some motions to help us remember it.

In the beginning (Hold hands together and move out in a circle to represent the earth.)

Was the Word (Hold hands up to mouth as if speaking.)

And the Word was with God (Hands move from mouth to pointing to sky.)

And the Word was God (Hold hands out in front of each other and clasp to represent oneness.)

INVESTIGATION

KEY BIBLE STORY PP

Jesus and Creation

Genesis 1:1; John 1:1-3, 14

Supplies: Manila envelope, one apple, sharp knife, cutting board (surface), "TOP SECRET" label, darkness picture (or use a piece of black paper), apple picture, stick man picture

Preparation: Print the TOP SECRET label and the pictures. Glue the TOP SECRET label to the envelope. Place the clues (darkness picture, stick man picture, apple picture) inside the envelope.



We have a Top Secret envelope that has clues to our Bible Story today. (Choose someone to open the envelope and pull out the clues. Either hang the clues or have three kids hold them. Note that the clues will also be on a power point slide for larger groups. Do not show the slide until the envelope has been opened.)

What do you think these clues mean? Let's look at them one at a time and see if we can use our investigative minds to figure this out.

PP The first clue is a dark piece of paper. Does anyone have an idea what this might mean? (Give the kids an opportunity to guess.)

PP Our verse today starts with, "In the beginning was the Word." The beginning means the beginning of creation. This sounds like Genesis 1:1 which says, "In the beginning God created the heavens and the earth." When we put these two verses together we know that Jesus was at creation. Sometimes people think that Jesus was created when He was born here on earth. But that is not the case. He was here before anything was created.

The second clue is a picture of an apple. Any idea what this could be? (Pull out the real apple and cut it in half.)

PP Let's look at the inside of the apple. Notice that the peel, the white flesh and the seeds all make up the apple. Each one of them is with the other and yet they are all the apple.

PP This reminds us of the second part of our verse today which says, "The Word was with God and the Word was God."

Jesus, the Word, was with God at the creation of the Word but He is also God.

PP The last clue is the stick figure of a man.

PP Let's read what John 1 says in verses 2 and 3: "He was in the beginning with God. All things were made through him, and without him was not any thing made that was made."

Not only was Jesus with God at creation, we now know that it is through Jesus that the world was created. Do you think that Jesus was created? No, nothing was made without Him. So He has lived forever and forever. He has always been.

PP Let's look at one more thing that John 1 tells us about the Word: "And the Word became flesh and dwelt among us."
John 1:14



Jesus came to earth in human form. When He came to earth, He was able to communicate with us about God. That is one of the reasons He is called the Word. God did not just tell us about Himself. He sent Jesus, the Word, to us so that we could know what God is really like by Jesus' actions (his teaching, his miracles, his suffering, his resurrection.)

Let's go over our investigation and make sure that we understand all the clues we unlocked about The Word.

What does the dark sheet of paper represent? (That Jesus was with God at Creation.)

What does the apple represent? (That Jesus was with God just like the peel and the white part of the apple are together but He is also God just like the apple and white flesh make up the apple.)

What does the stick man represent? (That Jesus became man and came to earth to communicate with us who God is.)

PRAYER **PP**

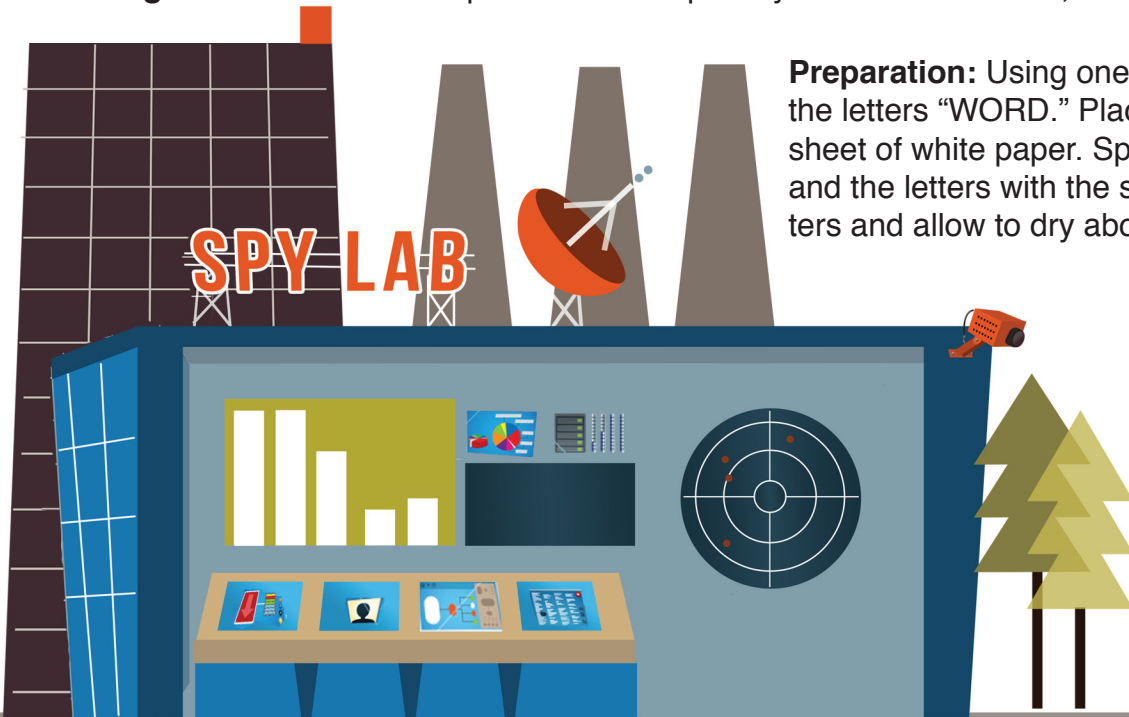
Ask Jesus to help the kids be willing to listen to the Word. That as they grow in their relationship with Him they will understand more and more about God. Thank Him for sending The Word to earth.

ON THE CASE: SECRET WRITING **PP**

Supplies: two sheets plain white paper, scissors, spray starch, 2 teaspoons tincture of iodine solution (purchase in pharmacy section), 1 cup water, empty spray bottle

Warning: Tincture of iodine is poisonous. Keep away from children. Also, it will stain your hands.

Preparation: Using one of the papers, cut out the letters "WORD." Place them on the other sheet of white paper. Spray the sheet of paper and the letters with the starch. Remove the letters and allow to dry about 15 minutes.



Combine the iodine and the water together in the spray bottle. Shake the bottle to mix.

I have a plain sheet of paper here. Do you see anything on it? It appears to have absolutely nothing on it.

(Spray the iodine mixture on the paper. The letters should appear.)

However, something is here. What is it? (WORD)

In the beginning there was nothing. Genesis tells us that the earth was formless and void and there was darkness. We know from John 1:1 that the Word was there. Remember that the Word was with God and was God at the same time. It was through the Word, Jesus, that everything was created.

Before anything, Jesus was there. Think about that for a moment. Everything in the world was created by Him. Think of all the great places you have gone on the earth. It was through Him these places were created.

PP Let's say our Bible verse again to remind us. "In the beginning was the Word and the Word was with God and the Word was God." John 1:1

IN THE FIELD: INVESTIGATING TRASH **PP**

Supplies: trash can, empty water bottle, lipstick, leaf, empty trail mix or candy wrapper, Kleenex™, piece of paper, pen

Preparation: Put on the lipstick then put the water bottle up to your mouth as if drinking to leave a lip print on the bottle. Wad up the Kleenex™ so it looks used. Write on the piece of paper "2.5 miles." Place the water bottle, leaf, empty wrapper, Kleenex and paper inside the trash can.

Secret agents use many different high tech devices to gather information. However, sometimes they also use some fairly simple gathering techniques. For instance, investigating trash. By looking through a person's trash, an agent can find out many clues about a person.

Let's try it. I have a trash can here. I am going to show you what is in the trash can. Then I will give you a few minutes to figure out the story behind what is in the trash can.



(Divide the kids into groups to work together to make up their stories. Then, pull the items out of the trash can one by one commenting on each one and place them on a table. Allow the kids to come up and look at the table if they need a better look during the small group time.)

After the allotted time (5-10 minutes), call the kids back together.

Were you able to use the clues from the trash can to figure out something about the person using the can? (If time, have a few groups share their stories.) I am going to tell you the real story behind the trash can.

Because of the lipstick on the water bottle, we can deduce that it was a girl. The empty water bottle tells us that she was thirsty. The leaf indicates that she had been outside. The paper with 2.5 miles indicates that something was 2.5 miles long. The empty wrapper shows that she was hungry. And finally the Kleenex™ indicates that she had to blow her nose.

We can make a guess about what happened using these clues: A girl went for a walk outside. She walked 2.5 miles, drinking from her water bottle as she went or after she got back. She also was hungry and ate a snack. The walk made her allergies act up.

Was your story close?

We can use clues like what was in the trash can to try to figure out someone. But would we know someone much better if they were to walk into the room with us. What if they told us exactly what happened? What if they allowed us to go on the nature walk with them and we observed them? Or what if someone who observed them wrote it down for us?

When Jesus came to earth in human form, He came as the Word. The disciples and others that encountered Him heard His teachings. They watched His miracles. They saw His suffering on the cross and witnessed His resurrection. Then those who saw it wrote it down for others to read it.



We can know God because He communicated with us through His Son, Jesus. God's words and actions are also Jesus' words and actions. So let's not just pick up clues about God from other people, let's get to know Jesus and then we will know God. We can do this by reading the Bible and talking with Him every day.

DEBRIEFING

THE GADGET LAB: QUICK THINKING CREATIONS

Supplies: wire coat hanger (or other similar object) for each group of 3-5 kids

An important part of being a spy is being able to think quickly. A spy must use creativity and imagination at times to think on their feet.

Each group is going to be given a wire coat hanger (or other object). You will have two minutes to look at the hanger and make a plan. Then, you must work with your group to create something out of the hanger.

When the kids are finished have them share their creations with each other.

You were given a hanger to use in your creation. When God created the world, He did not start with something. He created out of nothing. We know that through the Word, Jesus, creation happened. But there was nothing to start with. What if I had told you to start creating something and you had nothing to create it with. Could you do it?

Option: If you want to spend more time in the Gadget lab, fill lunch bags with odds and ends and have the kids create something with these. Examples: index cards, thread spools, string, rubber band, paper clips, small piece of wood


CREATIVE THINKING CRAFT: SPY CASE

Supplies: DVD cases, pencils, colored paper, markers, stickers or other decorating items, scissors, white paper, old dvds or cds

Preparation: Collect old DVD cases and DVD/CDs to be reused. New ones may be purchased from office supply stores.

Have the kids cut colored paper the size of the DVD cases to fit the outside of the case (there is a slot that the paper can slide into.) Decorate the colored paper and then slide into the case.

Cut pieces of white paper the size of one side of the case. Place a few of these pages on the side with the clips, fitting them under the clips to hold them. Place a DVD in the circle and a pencil in the case. Close the case.



The DVD serves as a “secret hiding spot.” Messages or codes can be written and hidden behind the DVD. The pencil and paper can be used to write messages or clues.

Kids can also write the Names of Jesus and place them in their spy case along with the matching Bible verse. If the trading cards are being given out, this is also a good place to keep them.

This might be a good time to talk about appropriate “spy” behavior. Example: Secrets are never kept from parents (exception- gift), Secret messages should never be hurtful to anyone even if they never see them.

Options: Use CD cases instead of DVD cases, however, the pencils will not fit inside. These cases would be for hiding “secret messages.”

TRICKS OF THE TRADE GAME: ACTIONS SPEAK LOUDLY

Supplies: “Actions” pages, envelope

Preparation: Print the “Actions” pages. Cut the actions into individual pieces. Place in an envelope.

Have the kids draw an action. They must work either individually or with someone else to show the action. They may not use words. The other kids try to guess the action being communicated.

Discuss how The Word communicated who He was while on earth without using words.

SECRET MESSAGE BIBLE MEMORY

In the beginning was the Word, and the Word was with God, and the Word was God. John 1:1

Message in a letter

Supplies: copy of “Secret Message Letter”, pencils or pens

Preparation: Print a copy of the “Secret Message Letter” for each child or small group.

Give each child or small group a copy of the letter. Have them read the letter and see if they can find the message. Give them the key to finding the secret message: Circle every third word in the BODY of the letter. Cross off the other words. Read the circles in order.

(The message is John 1:1.)



EXPRESS YOURSELF

Supplies: Copy of questions for each small group

1. What does it mean that Jesus is The Word?
2. How does He tell us about Himself through His actions? Can you think of an action that Jesus has done that tells you about God?
3. Did you know before today that Jesus existed before He came to earth?
4. How would you explain to a friend that Jesus was with God at creation and He was God at the same time? (Think about the apple.)
5. (For older kids) Some people think that Jesus just looked like a man when He came to earth but was not really a man. What proof in Scripture tells us He was really a man? (Hint: John 1:14) Some people think that Jesus was a good man but not really God. What proof in Scripture tells us otherwise? (Hint: John 1:1)

DARING DISGUISE SNACK

Supplies: English muffin or round piece of bread, American cheese slice, plastic knife, plate

Have the kids make the earth out of the English muffin and cheese. Cut out the land using the cheese. Place it on the muffin.

CODE DECIPHERING CARDS

Supplies: printed card for each child, markers or crayons (optional)

Name: The Word

Symbol: earth (Jesus was present before the creation of the earth, it was through Him the earth was created and He came to earth as a human.)

Verse: In the beginning was the Word and the Word was with God and the Word was God. John 1:1

Give each child the card. If using the coloring cards, use markers or crayons to decorate them. Go over the verse together and review the symbol.



SUPPLY LIST

NUMBAH 93: costume pen “Theme from Pink Panther” (optional)

CRACK THE CODE: For optional display- globe “The Word” sign

KEY BIBLE STORY: Manila envelope one apple sharp knife cutting board (surface) “TOP SECRET” label darkness picture apple picture stick man picture

ON THE CASE: two sheets plain white paper scissors spray starch 2 teaspoons tincture of iodine solution (purchase in pharmacy section) 1 cup water empty spray bottle

IN THE FIELD: trash can empty water bottle lipstick leaf empty trail mix or candy wrapper Kleenex™ piece of paper pen

THE GADGET LAB: wire coat hanger (or other similar object) for each group of 3-5 kids

CREATIVE THINKING CRAFT: DVD cases pencils colored paper markers stickers or other decorating items scissors white paper old dvds or cds

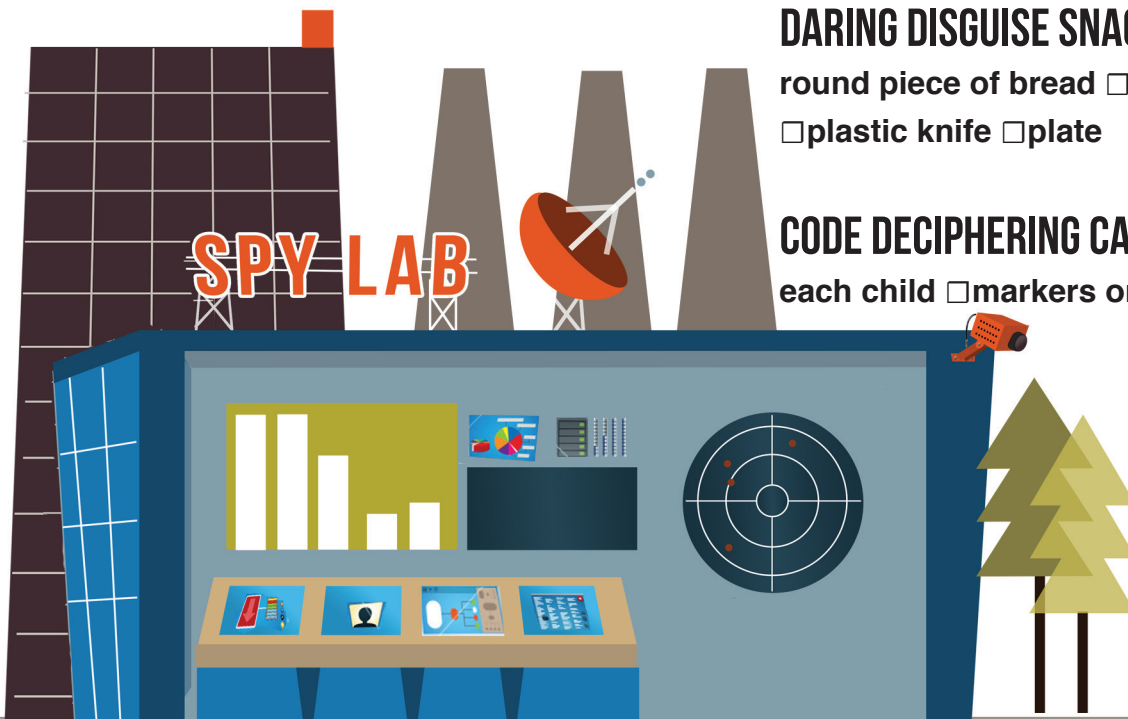
TRICKS OF THE TRADE GAME: “Actions” pages envelope

SECRET MESSAGE BIBLE MEMORY VERSE: copy of “Secret Message Letter” pencils or pens

EXPRESS YOURSELF: Copy of questions for each small group

DARING DISGUISE SNACK: English muffin or round piece of bread American cheese slice plastic knife plate

CODE DECIPHERING CARDS: printed card for each child markers or crayons (optional)



FAMILY LAB REPORT 1

IMAGINATION
FACTORY

NAME OF JESUS:

THE WORD



SPY LAB

BIBLE STORY:

Jesus and Creation;
Genesis 1:1,
John 1:1-3, 14

BIBLE VERSE:

In the beginning was the
Word, and the Word was
with God, and the Word
was God. John 1:1

MAIN POINTS:

1. Jesus, The Word, was with God and was God at Creation.
2. Through Jesus all things were created.
3. The Word came to earth as a human.

FAMILY DEBRIEFING:

Read the verses: Genesis 1:1, John 1:1-3, 14 together.


1. Ask your child what it means that Jesus is the Word.
2. What does it mean that the Word was with God and was God? (Have your child use an apple to explain it to you.)
3. Name things that were created by God. Was Jesus created by God? (No, He always existed with God.)

FAMILY IMAGINATIVE THINKING:

Have one family member place some odds and ends in a bag. Dump the bag out and family members work together to create something out of the items. When finished, talk about the difference in how you created something (from things) and how God created (from nothing).

FAMILY ACTIVITY:

Go on a nature walk. Point out the things in Creation that you enjoy.





THE WORD




THE WORD

TOP SECRET







**KICKING THE
WINNING GOAL
IN SOCCER**

**HITTING A HOMERUN
IN BASEBALL**

**STRIKING OUT
AT BAT**

**EATING AN ICE
CREAM CONE**

**HELPING SOMEONE
WHO HAS FALLEN
DOWN**

THROWING A FIT

BLOWING UP A BALLOON

**CLEANING YOUR
ROOM**

RIDING A HORSE

**TAKING YOUR DOG FOR
A WALK**

PLAYING HOPSCOTCH

**CHEERING FOR YOUR
FAVORITE TEAM**

EATING PIZZA

**SWIMMING IN
A RACE**

TEXTING A FRIEND

DOING THE DISHES

SWEEPING A FLOOR

**GETTING UP IN THE
MORNING**

BRUSHING YOUR TEETH

WASHING YOUR HAIR

EATING AN APPLE

**GOING TO SLEEP AT
NIGHT**

**JUMPING OVER A TALL
BUILDING**

CLIMBING A LADDER

Dear Nora,

In five minutes, the movie is beginning. Each kid was invited to the big event. Word is out and kids came. The kids said word spread. Sam was here too with his friends. God is working. And parents spoke the movie up. Word spread fast. Was thankful to God!

Your friend,

Kara

Express Yourself

- 1. What does it mean that Jesus is The Word?**
- 2. How does He tell us about Himself through His actions? Can you think of an action that Jesus has done that tells you about God?**
- 3. Did you know before today that Jesus existed before He came to earth?**
- 4. How would you explain to a friend that Jesus was with God at creation and He was God at the same time? (Think about the apple.)**
- 5. (For older kids) Some people think that Jesus just looked like a man when He came to earth but was not really a man. What proof in Scripture tells us He was really a man? (Hint: John 1:14) Some people think that Jesus was a good man but not really God. What proof in Scripture tells us otherwise? (Hint: John 1:1)**

THE WORD



IN THE BEGINNING
WAS THE WORD AND
THE WORD WAS WITH
GOD, AND THE WORD
WAS GOD. JOHN 1:1

THE WORD



IN THE BEGINNING
WAS THE WORD AND
THE WORD WAS WITH
GOD, AND THE WORD
WAS GOD. JOHN 1:1

THE WORD



**IN THE BEGINNING
WAS THE WORD AND
THE WORD WAS WITH
GOD, AND THE WORD
WAS GOD. JOHN 1:1**

THE WORD



**IN THE BEGINNING
WAS THE WORD AND
THE WORD WAS WITH
GOD, AND THE WORD
WAS GOD. JOHN 1:1**