

GOD IS LOVING

SUPPLIES

Obtain and Prepare Before Class

- Sixteen ounce plastic water bottle
- Package of yeast
- Two tablespoons of sugar
- One cup of warm water
- Pie or cake tin
- Clear drinking glass
- Matches
- Water
- One roll of Mentos® candy mints
- Two liter bottle of diet soda
- One egg
- Spoon
- Salt
- Glass with a top wider than an egg
- Ice cube
- Plastic sealable bags
- Elmer's glue,
- Clear plastic cup
- Food coloring
- Borax (find in the laundry section)
- Popsicle stick
- Plastic cup half filled with dirt
- Watering can or pitcher
- Healthy plant
- Unhealthy plant (optional)

Provided in the Kit. (Optional)

- Lab glasses
- Lab coat
- Small piece of string
- Balloon
- Tea lite candle

Bible Point

God loves you.

Bible Verse:

Let us love one another, for love comes from God.

I John 4:7


Bible Passage

Psalm 23

I Samuel 17:34-35

Overview

I John 4:8 says that God is love. He gives His love to all of us freely without any consideration for our worthiness. There is nothing we can do to make Him love us any more or any less. No matter what we do, He still loves us the same. We are to love one another in the same way that God loves us.





Dr. Beaker

Supplies

- Lab Glasses
- Lab Coat

(PP) My name is Dr. Beaker. I am the head scientist here in the laboratory, exploring and discovering wonderful things about the earth we live on. Currently, I have been investigating an unknown. I am trying to discover the character traits of the unknown. I have a series of tests to help me discover these traits.

Today, I'm working on the trait of love. Many people use this word every day. I often hear my lab assistants say things like, "I love M and Ms[®]" or "I love getting to use the centrifuge." Now, I do not think they actually love these things.

Let me define love for you in my best scientific way. . .

(PP) Love means a deep devotion for another.

(PP) (Voice comes in "Dr. Beaker, please report to the lab. Dr. Beaker, report to the lab.")

It seems my lab assistant needs my assistance. I'd best get back to my experiment.

(Dr. Beaker exits)



Lab Demonstration

Deflated or Inflated?

(PP)

Supplies

- One balloon
- Sixteen ounce plastic water bottle
- Package of yeast
- Two tablespoons of sugar

- One cup warm water

Pour the water, yeast and sugar into the bottle. Gently mix the bottle. Attach the balloon to the bottle, pulling the edge of the balloon snugly over the mouth of the bottle. The balloon will continue to blow up slowly. Place it in a prominent spot, pointing out the progress of the balloon every 5 minutes or so.

Often, we feel like a balloon that has not been inflated. We feel let down and disappointed as if all the air has been let out of us. But when we turn to God, His love starts to fill us up. Before long, we do not feel our disappointment and sadness because we are so full of His love. God does not just give us a little bit of love, He lavishes us with His love. He completely "blows us up" with the love that He gives.

Candle in Glass

Supplies

- Tea lite candle
- Pie or cake tin
- Clear drinking glass (taller than candle)
- Matches
- Water

Take the candle out of the tin holder. Place the tin holder upside down in the middle of the pie tin. Place the candle on top of the tin holder. Fill the pie tin about $\frac{3}{4}$ full of water, making sure the water level stays below the candle's wick. Light the candle and let it burn for a few seconds. Place the glass upside down, over the candle. The candle will burn out and the water will be sucked into the glass.

God is constantly drawing us to Him with His love. Just as the water was pulled inside of the glass, God is loving us, beckoning us to come closer to Him.

Fireworks

Supplies

- One roll of Mentos® candy mints
- Two liter bottle of diet soda

Note: This experiment is quite messy. If the weather is nice, you might consider doing this outside. Otherwise, have a big space protected with drop cloths.

Place the bottle on the ground. Open the bottle. Unwrap the roll of Mentos®. Try to drop all the candy into the bottle at the same time and then get out of the way fast!!

The soda will fizz out of the bottle, creating a fun, but very messy fountain. You can use regular soda but it is harder to clean up due to the sugar content.

Less messy option: Drop a couple of Mentos® into a can of diet soda. The soda will create a fountain with less mess. This is not as spectacular but a better solution for an inside experiment. Be sure to put down drop cloths or do the experiment in a water proof type area

Nobody can love us as much as God. There is nothing we can do to make Him stop loving us. Likewise, there is nothing we can do to make Him love us more. When he bestows His love on us, we overflow with that love and we become like the soda bottle.



Lab Experiments

(PP)

Experiment 1

Floating Egg

Supplies

- One egg
- Spoon
- Salt
- Glass with a top wider than an egg
- Water

Note: Use a small, wide-mouthed plastic cups if you do not want to use as much salt.

Fill the glass halfway full of water. Let the children experiment with adding different amounts of salt to the water. (Start with one spoonful and add more from there.) After adding salt, they should stir the water and see if the egg will float. When enough salt is in the water, it will float.

We sometimes sink in life. It seems like we just cannot stay afloat. Maybe we are facing some really hard things in our lives like moving to a new neighborhood or school or losing our best friend. God knows all about those hard times. Just like we added the salt to the water, God adds his love to our life. When the salt was added to the water, the egg floated. Likewise, God's love keeps us afloat when life gets hard.

Experiment 2

Ice Pick 'Em Up

Supplies

- Ice cube
- Small piece of string
- Salt

Have the children sprinkle some salt on the ice cube. Wait for 1-2 minutes. Then, place the string on the ice cube and try to lift the ice cube.

The Bible tells us that we are the salt of the earth. When we show God's love to other people, we are being salt.

Sometimes people are cold in their hearts. When we show God's love to others, we help His love stick to them.

*Note: This experiment is sometimes hard to work correctly. If the children cannot get the ice cube to cling to the string, relate it to people who will not accept our love because their hearts are so cold. But, that does not mean we should not love them. We keep loving them, hoping that one day the love will break through the ice.

Experiment 3

Slime

Supplies

- Plastic sealable bags
- Elmer's glue,
- Clear plastic cup
- Food coloring
- Water
- Borax (available near laundry detergent)
- Popsicle stick

Makes one golf ball size slime

Before class, mix 1 tsp of Borax into a cup of water and stir

To make the slime:

- ◆ Fill the plastic cup with ½ in of glue.
- ◆ Add 3 T of water to the glue.
- ◆ Add 2 drops of food coloring and stir.
- ◆ Add 2 T of the Borax solution and stir.
- ◆ Lift the goo out with the stick and place on the plate.
- ◆ Let it sit for one minute then pull it off the stick and play with it.

The slime you made can move into any shape. If you put it into a strange shaped container, it would fill all the crevices and spaces. God's love works

that way with us. He fills every part of our hearts with love. There is nothing we can hide from Him. He loves us and wants to fill us with His love.

(PP)

Bible Story



Psalm 18

The Lord protected David.

Supplies

- None

We are going to be learning about a man who was known as “a man after God’s own heart.” This man, named David, discovered many things about God because He wanted to know God better and to love Him deeper.

David wrote many of the psalms that we find in our Bible. One of the most well known psalms is Psalm 23. Listen carefully even if you have heard it before.

(PP) The Lord is my shepherd, I shall not be in want.

He makes me lie down in green pastures,
He leads me beside quiet water, He restores my soul.

He guides me in paths of righteousness for his name’s sake.

Even though I walk through the valley of the shadow of death,

I will fear no evil, for you are with me;

Your rod and your staff, they comfort me.

Psalm 23:1-4

David was able to write this psalm because he spent his years of childhood as a shepherd. He knew what it meant to love his sheep, spending much time looking out for them.

(PP)

One of the things a shepherd does for his sheep is to make sure they have enough to

eat and drink. So, David would make sure that his sheep had nice green grass to eat. Also, he would make sure that they would have clear water to drink from. Sheep will not drink from running water. A stream would not work for sheep. David would have to gather some stones and line them up across a stream to stop the water from running. A small pool of water would be formed so that the sheep would drink from the quiet water.

(PP) A shepherd not only provided for his sheep, but also protected his sheep. David had a sling that he used to protect his sheep. He would put a stone in the sling and swing the sling around above his head until finally, he let the stone loose. The stone would fly through the air, scaring or killing a predator. In fact, two times David faced some mighty predators, killing them both. In fact David told King Saul, “Your servant has been keeping his

(PP) father’s sheep. When a lion or a bear came and carried off a sheep from the flock, I went after it, struck it and rescued the sheep from its mouth. When it turned on me, I seized it by its hair, struck it and killed it. Your servant has killed both the lion and the bear.” David knew that his job was to protect the sheep.

(PP) David said in the psalm that the Lord is our shepherd. He shows His love for us by protecting us and providing for us. He always is present to comfort us with his love so that we have nothing to fear.

Do you recognize that the Lord is your shepherd? Do you let Him guide your life? Do you believe that he loves you just like a shepherd loves his sheep? Do you recognize that the Lord protects you and provides for you?

What do you do with that love? Do you keep it for yourself or do you give it to others?

(PP)

Prayer



Ask the Lord to help the children know that they are loved. Ask for help in accepting that love and in giving the love to others.

(PP)

Object Lesson/Modern Day Story



Supplies

- Plastic cup half filled with dirt
- Watering can or pitcher
- Healthy plant
- Unhealthy plant (optional)

Show the plastic cup with dirt. **What does this look like? Does it look interesting or just plain? Now, if I told you that there was a seed buried in this dirt, do you think this dirt is more interesting? If I just leave this alone, the seed will never turn into anything. However, if I am faithful and water the dirt (pour some water into the cup) every day, the seed will eventually grow into a plant.** (Show the plant.)

God does not leave us alone. He pours His love down on us, just like water on the seed. In Psalm 136, it says that God’s love endures forever. He does not just water us with love for a while and then forget about us. What happens when you forget about a plant? (It dies. Show dead plant if you have one.) We get busy with our lives and sometimes we forget to water our plants. When that happens, they start to droop and eventually will die. God never forgets about us. He always remembers us, always cares for us and always loves us. Because of His love, we can grow up healthy like this plant.

(Show the healthy plant.)



Time Stretchers



Craft

Heart Refrigerator Magnet

Supplies

- Clothespin
- Adhesive magnet strip
- Heart design (page 9)
- Red card stock paper
- Markers
- Glue

Cut the magnet small enough to stick on the back of the clothespin. Stick the magnet to back of clothespin. Copy the heart design onto the red card stock. Cut out the red hearts. Using the markers the children can write “God is love” or “Love one another” on the hearts. Glue the hearts onto the side of the clothespin without the magnet. The heart magnet can hold papers onto the refrigerator by using the clothespin.

When the children have completed the craft, you can discuss how God’s love sticks to us when we go through hard times just like their heart magnet sticks to the refrigerator.



Memory Verse

Heart Puzzle

Supplies

- Copy of verse words (page 10)
- Markers
- Scissors

Let us love one another, for love comes from God. I John 4:7

Color the heart puzzle. Cut it into pieces and then try to put the puzzle back together again.

Game



Fast Wrap

Supplies

- Rolls of toilet paper (one per 5-6 children)

Divide the kids into teams of 5-6. Give each team a roll of toilet paper. The object of the game is to wrap the entire team in toilet paper. The team may use any method they want as long as all the toilet paper is off the roll and the entire team is wrapped in the paper.

(Hints: They may want to stand in a line and pass the toilet paper down the line and back. Or they may want to stand in a circle with their backs inside the circle and pass the toilet paper around the circle.)

Remind the kids that God wraps us in His love daily. We, in turn, should share that love with others, wrapping them in love by our actions. Ask them to think of some actions that would wrap others in love. (Carrying in groceries for Mom, visiting a lonely neighbor, talking to a new kid at school, using a kind tone with a brother or sister.)



Snack

Buttered Heart Snacks

Supplies

- Bread
- Heart cookie cutter
- Butter mixed with honey,
- Plastic knives
- Paper plates

Have the children cut hearts out of a piece of bread. Spread it with honey butter when finished.

As you eat the snack, discuss with the children a time in your life when you felt God's love stronger than usual.

Dr. Beaker

My name is Dr. Beaker. I am the head scientist here in the laboratory, exploring and discovering wonderful things about the earth we live in. Currently, I have been investigating an unknown. I am trying to discover the character traits of the unknown. I have a series of tests to help me discover these traits.

Today, I'm working on the trait of love. Many people use this word every day. I often hear my lab assistants say things like, "I love M and Ms[®]" or "I love getting to use the centrifuge." Now, I do not think they actually love these things.

Let me define love for you in my best scientific way. . .






Love means a deep devotion for another.

(Voice comes in "Paging Dr. Beaker. Paging Dr. Beaker. Report to lab as soon as possible.")

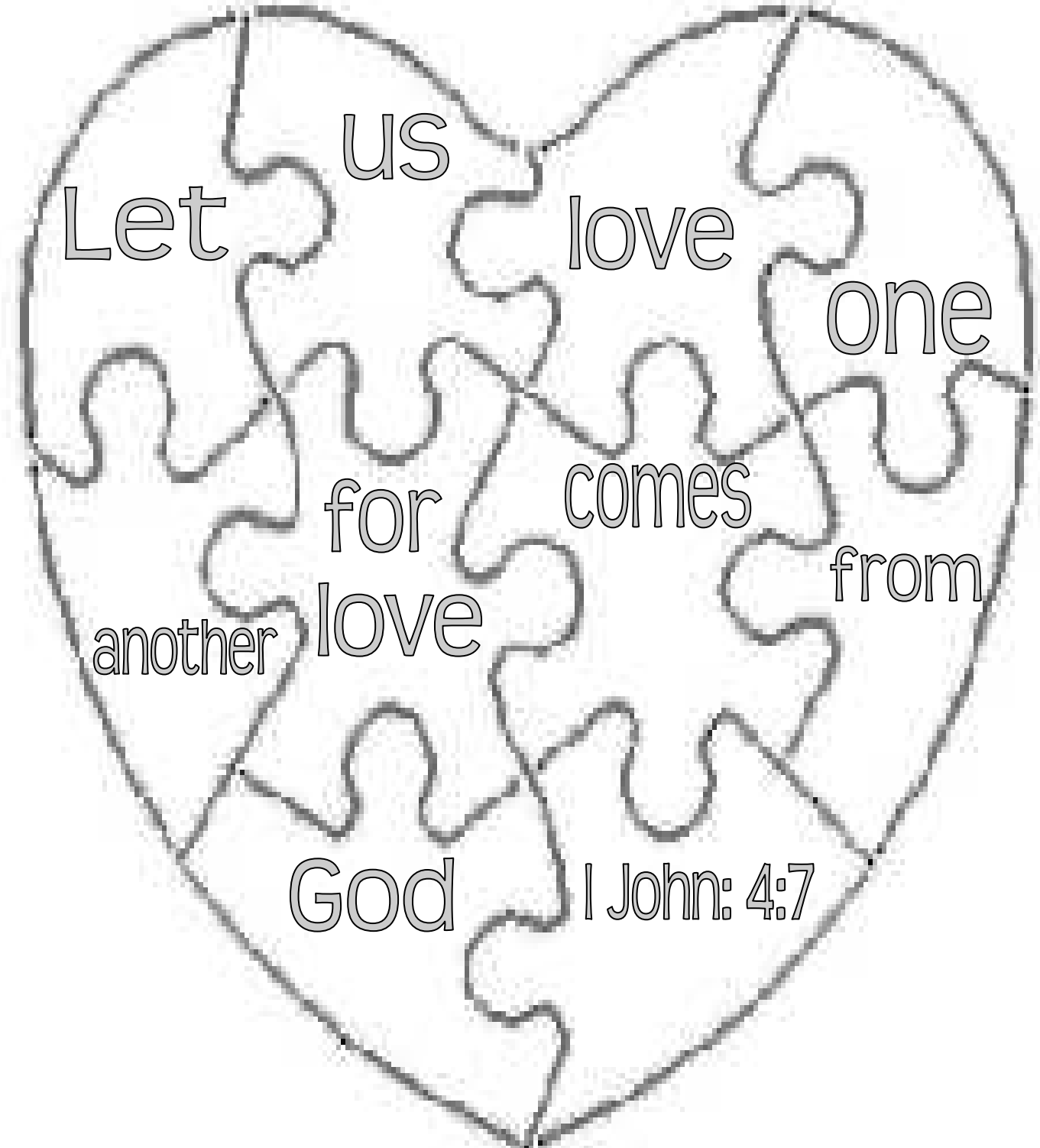
It seems my lab assistant needs my assistance. I'd best get back to my experiment.

(Dr. Beaker exits)

Craft Heart Design



Memory Verse Heart





Together Time

God is Loving

Bible Point

God loves you.

Bible Verse:

Let us love one another, for love comes from God.

I John 4:7

Bible Passage

Psalm 23

I Samuel 17:34-35



Discussion

- ✿ How does God show His love for us?
- ✿ Think of ways He has shown His love for your family.
- ✿ Have you ever felt like you were overflowing with God's love?

Family Fun

Make a soda pop fountain. Drop a couple Mentos[®] candies into a can of diet soda (do this outside). Watch the fun! For a really big fountain, drop a roll of the candies in a 2-liter bottle of soda.

I John 4:8 says that God is love. He gives His love to all of us freely without any consideration for our worthiness. There is nothing we can do to make Him love us any more or any less. No matter what we do, He still loves us the same. We are to love one another in the same way that God loves us.

This page is intentionally blank

God is...




God is Loving

Definition of Loving:

A Deep Devotion For Another



Lab Demonstration



Lab Time!
Be safe and follow all instructions.

Dr. Beaker



Lab Time!



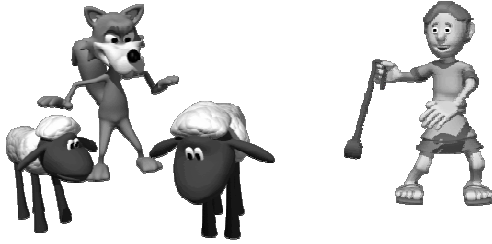
Bible Story

The Lord is my shepherd, I shall not be in want. He makes me lie down in green pastures, He leads me beside quiet water, He restores my soul. He guides me in paths of righteousness for his name's sake. Even though I walk through the valley of the shadow of death, I will fear no evil, for you are with me; Your rod and your staff, they comfort me.
Psalm 23:1-4


Bible Story



Bible Story



***The Lord is our
Shepherd***



***God Pours
His Love
On Us***



God is...

