

LESSON 2



Into Jerusalem



Bible Story Crowds cheer Jesus' entry into Jerusalem, the last supper and communion. (Matthew 21:1-11, Mark 11:1-11, Luke 19:28-44 and John 12:12-19) (Matthew 26:17-30, Mark 14:12-16, Luke 22:7-30 and John 13:1-30)



God's Path Worship Jesus as our Savior and Passover Lamb. Serve one another in love.



Memory Verse "Hosanna to the Son of David!" Blessed is he who comes in the name of the Lord!" Matthew 21:9


Getting Your Act Together



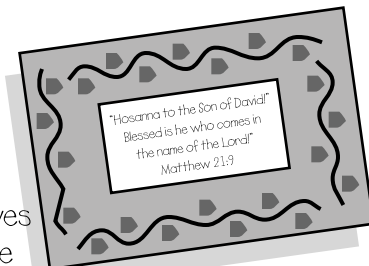
Read: Matthew 21:1-11, Mark 11:1-11, Luke 19:28-44 and John 12:12-19

Gather: A Children's or easy-to-understand Bible. Palm branches and scarves to wave. Towels and bowls to wash feet. Paper placemats, copies of verse, cups, stencils, crayons and markers. Paper plates for Passover. Construction paper for placemats.

Snack Ideas Simple Passover and communion food: matzo, grape juice, parsley, hard-boiled eggs, cut-up apples with cinnamon and almonds. Horseradish and salted water for older children.



LESSON 2



As kids arrive

Opener Options You may wave palm branches and scarves as kids arrive or hand out coloring sheets and or decorate placemats with stencils, crayons and markers, gluing verse to the placemats.

Prayer Thank God for being an example of a servant and sacrificing all for us.


Storytime Today's story should be acted out. Make a path in the room with children on each side. Hand out palm branches and scarves to worship Jesus. (With younger children, they will all want to take a turn at being Jesus, riding in on a donkey. Do you have a strong back?) Then seat the children and have them take off their shoes and socks. Talk about how we can serve each other as you wash and dry their feet.

Activities and Snacks – The younger and older children would love learning a little about Passover, Jesus' last supper. Use the decorated placemats and cups.

1. Pour grape juice (Jesus' blood shed for us) (Mark 14:24)
2. On a paper placemat put:
 - parsley sprig - Passover comes in spring
 - chopped apples - reminds us of a clay used to make bricks in Egypt
 - matzo - bread made without leaven (yeast). They couldn't wait for bread to rise, had to eat in haste. (Exodus 12:17-20)
 - horseradish - bitterness of slavery
 - salt water - tears shed in Egypt
 - egg - hope of new life
3. You can talk about the lamb sacrificed, cooked and eaten.



Into Jerusalem



Did You Know?

The Hebrews had been slaves in Egypt for centuries. Their slavery was bitter and their cry for freedom went up to God.

The Passover is celebrated in the spring of the year. It represents a time of birth, life coming from what is dead. The Scriptures prescribe that a lamb be selected on the tenth day of the first month. After being placed on public observation for four days, if the lamb is without fault, it can then be selected for use in the Passover Feast. Jesus' entry into Jerusalem on Palm Sunday was the tenth day of the month. He taught in the synagogue during the next four days. The spotless Lamb of God on public observation before His trial and crucifixion.

Read Exodus Chapter 12


Dear Parents and Teachers,
This week's lesson is found in all four gospels. Jesus makes his triumphant entry into Jerusalem on the back of a donkey or colt. This fulfills the prophecy in Zechariah 9:9, "Your King comes to you, righteous and having salvation, gentle and riding on a donkey, on a colt." (NIV)
After that, Jesus and his disciples had a Passover dinner together. Jesus washed their feet and gave the first communion. Talk with your older children about communion and what it means. As your children come to understand what Jesus did for them, they will want to know God better, ask Him into their lives, and want to remember Jesus in the act of communion. Have a great week of fun and fellowship with your kids!

Jesus said "Do not think that I have come to abolish the Law or the Prophets; I have not come to abolish them but to fulfill them."
Matthew 5:17 (NIV)

The purpose of the Passover dinner is to remember the bitterness of slavery and God's deliverance!



And he took bread, gave thanks and broke it, and gave it to them, saying, "This is my body given for you; do this in remembrance of me." Luke 22:19 (NIV)



When Jesus sat down to dinner with His disciples, He shared the bread and cup as a remembrance of Him. If you were to sit down to dinner with Jesus, what food or drink would you share with Him? Color those onto the table next to the bread and cup.



Memory Verse "Hosanna to the Son of David!" Blessed is he who comes in the name of the Lord!" Matthew 21:9 (NIV)

