

# Tabernacle I

## Don't Cut Out The Middle Man

### Text: John 10:1-14



## Lesson 4

### Caleb the Hebrew Boy



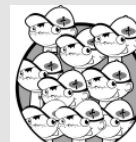
**PIVOT SKIT**

(comes running in out of breath.) I just came from the building site of the Tabernacle. They are measuring the entrance to a gate! They are making an opening for a gate in the fence! I'm heading into camp to find someone who knows how to sew the material to cover the entrance gate. But I just had to come and let you know that the fence does not go all the way around... there will be one opening. (Pauses and thinks for a moment.) Only one entrance... that doesn't seem right. The fence is really long and covers a large area. (Refers to the overhead Power Point or printed view.) Look at this... If you are way over hear... you are going to have a long walk to get to the gate. If they put a gate here (point to the other side of the Tabernacle) it will make it much easier to go in and out of the fence. Wow.... They are making a mistake by only putting one gate in! I need to go find the priest and point out that it would be much easier if they put a gate on each side. (Runs out of the room.)

### Pivot Skit Supplies:

*Power Point slide 7 or printed slide (over view of the fence.)*

### Large Group



### Pivots



**PIVOT TRAIT**

#### Mediate

To come between to establish fellowship and bring two sides together.



**PIVOT POINT**

Jesus made a way for us to fellowship and communicate with God.



**PIVOT VERSE**

Yes, I am the gate. Those who come in through me will be saved. They will come and go freely and will find good pastures Jn 10: 9



#### One Door

**Rampin' Up**

We learned last week that man had a problem because of sin. There was a 7 1/2 foot fence or barrier that kept them outside the Tabernacle courtyard. The fence represented the Law of God that had been broken by man when Adam and Eve sinned. No longer could God come down and walk with man. So, what is the point? What could they do? God's whole purpose of creating the Tabernacle was to show His presence with His people and to provide a way for them to fellowship with Him through worship. God provided one way in. He put a gate on the eastern side

### Pivot Supplies

*PP slides 3 - 5*

### Small Group

**Rampin' Up supplies:**



*Power Point slides 6-8*

## Rampin Up continued :



of the Tabernacle. This gate was 7 1/2' high and 30' wide. Now that is a huge gate! (Show slide 7). Just to get an idea of how big it was, an average 2 car garage door is about 16' wide. So, this gate was almost two times that size. There was no remote garage door opener here either. The gate was covered by a beautiful scarlet, blue, purple and white curtain. This was the only way into the Tabernacle court.

Purpose: Discuss situations where there is one entrance or door provided for access to what is inside.

If you look at most buildings today, they have not just one but several entrances and exits. This is required by law to protect you and me in case of fire or some other emergency. People must be able to get in and out freely. God had the same thought in mind. He was thinking of people's safety too, but He didn't provide a lot of entrances and exits, only one! To come to God, to come into the Tabernacle area, you only had one choice. To go through the gate provided.

Let's look at some other places we enter: (show slide 8 and discuss with questions listed)

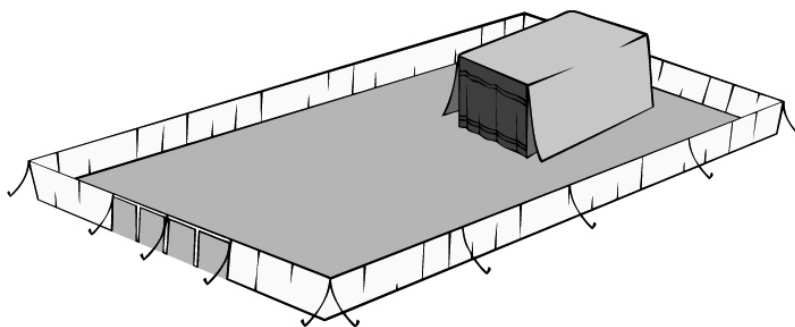
1. Home - How many of you have a bedroom? Do any of you share with another brother or sister? (Allow responses), How do you get into your room? (Allow responses) Do any of you have more than one way? (Allow responses) And, not by going through a window which doesn't count! Do you need permission or do you have to pay to go in that room? How about into your house? (Allow responses) yes, through the front door. No, you can come and go because you belong to that family

2. Movie theater -where do you enter? The front. Can you just walk in? Do you need something to get in? Yes, a ticket! What happens if you try to go in without a ticket? (Allow responses)

3. School - When you go to school, Can you just walk in any room and sit down? (Allow responses) No! What happens if you do that? (Allow responses) You have to be enrolled or a member of that class.

4. Business, organization or store in your area (Costco, Sam's Club, health club, or swimming pool where a membership is needed.) Can you go in just any door? (Allow responses) What happens when you start to go through the front door? (Allow responses) yes, someone stops you and asks for your membership card. What happens if you try to go through the back or side door of any store?

Just like these examples we discussed, God provided one way into His Tabernacle. Let's go to the Lesson Launch and see the gate or entrance God provides for us today!



## Lesson Launch (Bible lesson)

**Text:** John 10:1–9

Preparation: Make a 'sheepfold' by placing the chairs in a small square pattern. Leave a width of about 2' in front. Appoint a person to be the shepherd, thief and appoint some children to be sheep



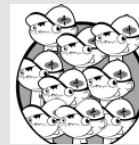
*"I tell you the truth, anyone who sneaks over the wall of a sheepfold, rather than going through the gate, must surely be a thief and a robber! 2 But the one who enters through the gate is the shepherd of the sheep. 3 The gatekeeper opens the gate for him, and the sheep recognize his voice and come to him. He calls his own sheep by name and leads them out. 4 After he has gathered his own flock, he walks ahead of them, and they follow him because they know his voice. 5 They won't follow a stranger; they will run from him because they don't know his voice."* Those who heard Jesus use this illustration didn't understand what he meant, 67 so he explained it to them: *"I tell you the truth, I am the gate for the sheep. 8 All who came before me were thieves and robbers. But the true sheep did not listen to them. 9 Yes, I am the gate. Those who come in through me will be saved. They will come and go freely and will find good pastures.*

Say: Before we read our Bible lesson, Jesus is telling a story about a shepherd and sheep. Jesus often referred to you and me as sheep and He as the shepherd of the sheep.

### Lesson Launch Supplies:

several chairs or anything that can 'fence in' an area, shepherd's staff or cane, PP slide 8 (fence gate)

### Large Group



Read the 9 verses of the text to the class. When you get to verse 9 say: Wow- Remember the Tabernacle, God provided a gate, one way into it. Now, Jesus saying He is what? (Allow responses -THE GATE to the sheepfold or area of protection for the sheep. This is similar to being inside the Tabernacle area which represented fellowship with God.

Now just before Jesus told this story, He had been talking with the Jewish religious leaders (Pharisees) who claimed to be the ones to lead the people to Heaven. They claimed to know God's law and they believed their way was the only way or gate to God and Heaven. Jesus disagreed with them saying they were not the 'true door' but in fact, thieves and robbers, why? Because Jesus was appointed or made the shepherd by God Himself. What Jesus is saying is that the leaders called themselves shepherds or gates to God, but God did not make them that. God called Jesus as the only gate or door just like the Tabernacle.

Verse 9- We are the sheep and He is the door into fellowship with God. He is the only way.

Let's look at this again in another way. (Point to sheepfold). Here is our sheepfold or fenced in area. Here is a 'thief or robber' as the Bible called them. The thief tries to have fellowship with God some other way than by going through the 'gate' or Jesus. (Have the thief sneak around and motion to the sheep and say 'come on, follow me into the sheepfold!'" The thief then starts to climb over but can't. (The thief looks angry and walks away. Now say, Here is the shepherd (give them the cane) and here are the sheep. (Chose these people as you talk). The shepherd leads the sheep (have shepherd motion to sheep and say " Come follow me sheep"". The shepherd leads the sheep to the entrance. Jesus goes in and tells the sheep to enter. The shepherd then stands at the gate entrance.

Some people try to have fellowship with God some other way. They think by just being a good person or just by going to church they can have fellowship with God. By doing this, it is like trying to sneak in or climb over the wall. They don't want to follow Jesus and obey God's word. They don't want to change how they live their life. This doesn't work. The only gate/door to God is through Jesus. You can't get in

## Lesson Launch continued:

any other way! When you chose to walk through the gate with Jesus, you are choosing to do what God says according to His word in the Bible. When we believe in Jesus as our mediator, as the only way or gate to God; when we accept Him as our savior and follow Him, we then can have fellowship with God!



Jesus said it very clearly in John 14:6 NLT "I am the way, the truth, and the life. No one can come to the Father except through me.

### Pivot Skit 2 Caleb the Hebrew Boy



Setting: (High Priest and Caleb come walking in together; high priest has his arm around Caleb's shoulders.)

High Priest: Well Caleb, your idea for more than one entrance is a good one except for the fact that God was very clear He only wanted one entrance to the Tabernacle.

Caleb: Maybe He wasn't thinking straight when He was planning that part of the Tabernacle. I think we should suggest it to Him.

High Priest: (smiles at the suggestion.) God doesn't make mistakes Caleb. What He says is what He wants and He always has a good reason behind everything He does.

Caleb: OK... then what is His reason for making us wall all the way to one end of the fence when we are on the other end? What about the little old lady who can't walk right?!

High Priest: His reason for only having one gate or entrance was to remind us that we are His chosen people... we are set apart and there is only one way we can only come to fellowship with Him. As far as the old lady who can't walk... we'll make sure we have a donkey to give her a ride. (Winks at Caleb as he says this.)

Caleb: Now that makes sense... I am chosen... wow... God sure has a way of making me feel very special.

High Priest: Yes He truly is a loving and caring God. (Pauses to think about how good God is.) Well... do you want to come with me to see how far they are on building that gate?

Caleb: Sure! Maybe they will let me pound on something or hold up one of the pillars. (They walk out together.)

### Relay

Preparation: Place a finish line at one end of the room. Place one container behind and near the end of the line. Repeat with the other container. Place a 'mediator' line with masking tape approximately 15' from the finish line. Place a start line approximately 15' from the 'mediator' line. Place a bowl of marbles near each end, behind the start line. Divide class into two equal teams. (If you prefer smaller teams, do this and then hold multiple relays)

### Relay Supplies:

*masking tape, marbles, 2 large bowls, 2 small boxes or container, sheet of paper for each team member.*

## Relay continued:

Play: Hand a piece of paper to each team member. Have everyone fold their piece of paper in half, length wise. Line up one member of each team at the 'mediator' line. When you say go, the first member of each team at the start line, grabs a marble out of the bowl and places it on their paper 'carrier'. They then walk or run carefully balancing the marble to the mediator line and 'roll off' the marble onto the 'mediator's 'carrier'. NO Hands can be used here to guide or pick up marble. If a marble falls to the ground, it has to be picked up and placed back on the original person's carrier (not the mediators). The exchange is then tried again until successful. The first person then stands on the mediator line. The mediator carries the marble to the container at the finish line and rolls it into the container. If they miss, they place it on carrier and try again. Once the marble successfully is placed in the container, the next person at the start line can go. They then hand off to the mediator (who was the first carrier) and the second person now becomes the mediator, and so on. The first team to get all of their marbles into the finish line container wins!

Note: you can only use one hand to hold the paper. Holding it in the middle will help balance the marble. You cannot use your other hand to hold it on the paper. If a marble is dropped in transit, it must be picked up and placed on the carrier and started from the spot it fell.

Relay the Truth: The middle person or mediator was necessary to complete the race. We must have Jesus, our mediator, in place to restore fellowship with God. We come to the Father through Jesus only!

### Time to Thrash (If possible, separate by age group)

#### Air Time

Air Time:

1. How many doors or ways are there into heaven? One
2. What does Jesus say He is? The Good shepherd, the door, the Way, The Gate
3. Do you know of any other ways people think they can get to Heaven? (Works, being good)
4. What does mediate mean? To come between- reestablish fellowship-communication



### Time To Thrash

Note: If possible, separate by age group

#### Small Group



### Demonstrate It Skit (Can be done anytime the Pivot Verse is taught)

Participants: one actor

Preparation: Line up books to form a square on the floor approximately 3' square. Leave a gap of about 6 inches on the side facing the children. (This is the door). Place one large boulder or ball in the center of the boxes.

The actor enters the room. They start at any side leaving the front (where door is) for last. They roll several marbles trying to get it in the center (inside square) of the books. They appear frustrated, scratch head, contemplate and sigh at their inability to get in. They do this for 3 sides and finally go to the front and successfully get the marble to "enter in". The actor jumps up and celebrates their long awaited success!

Explain that there is only one way to come to God. Jesus has provided one way in. People try entering in different ways but there is only one door to fellowship with God.

### Demonstrate it supplies:

Several books, several marbles, 1 boulder or ball

## **Pivot Verse Game**

**Pivot Verse:** Jn 10:9 Yes, I am the gate. Those who come in through me will be saved. They will come and go freely and will find good pastures

Play: Show PP slide 10 and go over the verse several times. Show slide 11 which has some words missing. Allow children to raise their hand and plug in one missing word at a time. Repeat with slide 12 -13 in the same fashion. Slide 14 can then be shown and class can repeat entire verse.

## **Activity 1-3 grade**

Play: Distribute the blocks and have teams of two kids build structures with more than one door in them

Allow kids to share their creations with the class.

Read and discuss Matthew 7:13 NLT You can enter God's Kingdom only through the narrow gate. The highway to hell is broad, and its gate is wide for the many who choose that way. 14 But the gateway to life is very narrow and the road is difficult, and only a few ever find it.

Relate the kid's creations to this verse. In their structures, there were more than one way to enter. To enter into God's kingdom, there is only one way through Jesus who is the gate.

## **Word workout grades 4-5**

Preparation: If you cannot obtain more than one city map at a travel agency or store, print off a large section from the internet or make copies of a section of one city map to distribute to teams. Prepare a master map for yourself -pick a starting point and then a location or two (landmark or street address) on the map and trace out the different ways to get there. You may use the same location for all groups or vary it. Write down the start address or point and destination on each team's map.

Create teams of 2-3 people and hand out the maps and a highlighter to each team. Explain that you want them to find a way to get from their start point to the end point. Tell them to trace out as many routes as they see to get there. Give them a reasonable amount of time to work. When the time is up, have each group present their map and the different routes to get there. Ask which one they think is the best and why. Make the point that some people have preferences to which route they might take. Some may prefer the highway or others the city streets. Ask what factors might influence their preference such as heavy traffic, stop lights, construction, etc. Make the point that in the end, it may take longer or less time, but all these paths will get you to the same place eventually.

Have the children now look up Matthew 7:13. Have each team read different versions of the Bible. If the Message and NLT aren't read, read these two passages (possibly hand them out on sheets of paper to them to look at). Discuss shortcuts and maybe how inconsiderate drivers break the law or are rude to others to get somewhere faster and to get ahead of others. Compare this to the spiritual aspect of the lesson and

## **Pivot Verse game supplies:**

*Power Point slides 9-14*

## **Activity 1-3 supplies:**

*Lego, Duplo or other wood blocks, Bibles*

## **Word Workout Activity supplies:**

*Bibles, Note: If anyone has an NLT version- ask them not to use their Bible yet, city maps of your city or any city*

**Word Workout continued:**

the one way God have us in Jesus. Jesus is the only way to restore fellowship with God and the only gate to Heaven. Ask what shortcuts or what the 'broad way' may be to get to God that many chose (i.e. works, religion, attendance to church, success) Emphasize again that the exercise with the maps showed there are many ways to get somewhere but there is only one gate or path to God and that is through Jesus our mediator. .

Message - 13-14 "Don't look for shortcuts to God. The market is flooded with surefire, easygoing formulas for a successful life that can be practiced in your spare time. Don't fall for that stuff, even though crowds of people do. The way to life—to God!—is vigorous and requires total attention.

NLT You can enter God's Kingdom only through the narrow gate. The highway to hell is broad, and its gate is wide for the many who choose that way. 14 But the gateway to life is very narrow and the road is difficult, and only a few ever find it.

**Final Spin A lesson wrap up**

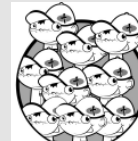


**Final Spin Supplies:**

PP slides 3-5

One of the following: small (key) lockable safe, jewelry box, cabinet or attaché case, key to lock, key ring with several keys

**Large Group**



**Mediate** To come between to establish fellowship and bring two sides together



Jesus made a way for us to fellowship and communicate with God.



Yes, I am the gate. Those who come in through me will be saved. They will come and go freely and will find good pastures. Jn 10:9



We have been talking about the Tabernacle gate that God provided in Bible times. Jesus became our mediator to God and also became the gate we have today to fellowship with God.

Say the Pivot Point again. Hold up the locked safe, box or attaché case and try to open it without success.) Say: I wasn't able to open it. What is missing? Yes, the key (or combination. Now, with the key unlock it) we needed the one key (hold up single key) It is the same with fellowship with God. He provided a key for us, Jesus. Jesus IS the gate. Another way to look at it is He is the key to unlock fellowship with God. There are not several keys (hold up key ring). There is only one way to fellowship with God. Read 1 Tim 2:5 For there is only one God and one Mediator who can reconcile (bring together again) God and humanity—the man Christ Jesus. pray a prayer of salvation with the class and invite them to walk through the gate (Jesus) to fellowship with God