


THE GREAT ADVENTURE CARDS

GETTING STARTED

LET'S TAKE A CLOSER LOOK AT THE CARDS!



1 - CARD TITLE

Each series features a different title color

2 - CARD NUMBER

The number of this card within its series

3 - SERIES INFO

Series title and number of cards in series

4 - BIBLE CARTOON

Kid friendly image depicting Biblical event

5 - BIBLE STORY

Description of the Biblical event in kid language

6 - BIBLE REFERENCE

Parents and children can look up and read Bible story for themselves

7 - VALIDATION QUESTION

Child must be able to answer all questions from the series for a prize. Easy to answer if Biblical reference was read.

8 - POINT VALUES

Point values for the story are given for Love, Power, and Faith. Can be used to play a variety of card games.

YOUR ADVENTURE
BEGINS HERE!

OTHER PRODUCTS:

THE GOOD NEWS CARDS

Share the gospel of Jesus Christ with children using something kids love; trading cards! These four cards walk you through a powerful explanation of God's plan of salvation. Use them to introduce a child to Christ, then give the cards to the child so they can share their Good News with family and friends.



THE GREAT ADVENTURE CARDS POSTER

Add anticipation by purchasing a full-size poster featuring every TGA card! Display this high-quality poster in a central location, then watch your children gather around it to discuss which cards they plan to collect. This is a great way to increase awareness and excitement about the program.

THE GREAT ADVENTURE CARDS BINDERS

All serious card collectors need a place to store and show-off their trading cards. Every child will want to purchase their own high-quality binder with 90 convenient pockets to put their cards. This is a great incentive prize for your children or simply make them available to purchase. They are available in the following colors: Black, Blue, or Red.



ORDER AT...
tadpoletails.org



WELCOME TO THE ADVENTURE!

I'd like to personally thank you for purchasing The Great Adventure cards. You hold in your hands an incredible tool for energizing your children's ministry. Imagine children running to your class excited about learning the Word of God. Imagine new children being sincerely welcomed into your class by your current children. Imagine giving your volunteers something in common with the children they are trying to reach for Christ. Imagine children asking their parents to help them read their Bible at home. Imagine really helping your children get excited about God!

Now stop imagining and start making this happen at your church! This booklet contains everything you need to join the hundreds of ministries being blessed by this trading card program.

We are constantly looking for ways to improve this program. Please share with us any ideas you have for using these cards. We would also love to know how God used them in your ministry. As with any curriculum or program you incorporate into your ministry, prayfully rely on God for the outcome. We give all the glory to God for this idea and the incredible success it has had all over the world.

Once again, thank you for being part of this adventure!

Livin' It!

A handwritten signature in cursive script, appearing to read "Dan".

Daniel Huffman
Children's Pastor of The Chapel
dhuffman@chapel.org



HOW THE PROGRAM WORKS!

1: MIX THEM UP!

You will find your cards organized into 80 piles of 25 identical cards. Take all your cards out and carefully mix them up. I found that it worked best if you spread them out on a clean flat surface and just pushed them around for a good 10 minutes. Once they are totally mixed up, put them back in the box. They are now ready to use.

2: INTRODUCE THEM

I strongly suggest that you introduce these cards to parents first by passing out or mailing an informational letter with a sample card. This is a great tool for partnering with parents! You will find a sample letter on the following page.

It is important to communicate the full purpose of these cards. Collecting and trading the cards is only half of the fun. The real value is found when children and parents start reading the Bible together and when lasting friendships are built at church.

3: PASS THEM OUT

As children enter your ministry, give each child one card. Most likely, the children will each receive a different card (since you mixed them up good). You may also consider giving children additional cards as a reward for bringing a friend, memorizing a Bible verse, winning a review game, etc.

4: TRADE THEM

Encourage the children to trade the cards among themselves and with your adult volunteers (give each volunteer a card every time they serve - they may enjoy collecting them as much as the children). It is our hope that these cards will provide a bond between your children and volunteers as they share a common interest. Consider making TGA binders available for purchase. Call 847-201-2757 or visit www.TadpoleTails.org for ordering information.

5: GIVE REWARDS FOR COLLECTING FULL SERIES

Once a child has collected an entire series (all numbered cards in a colored series), reward them with a prize. Make sure that you first have them answer the questions on the bottom of each card since this will identify if they read the Bible stories for themselves.

Optionally, you can use a hole-punch to punch out the bottom right hand corner of each card in the series (right by the question mark face). You should return the cards to the child, but tell them that these cards are no longer tradable since they've already been redeemed for a prize.





SAMPLE PARENT LETTER

Dear Parent,

We are excited to introduce you to The Great Adventure Cards, a set of 80 Bible-based trading cards. Your child(ren) will be receiving a new card randomly each time they attend (your ministry name). Everyone will be encouraged to collect and trade these fun cards with other children and volunteers on (the time your ministry meets). The cards are organized into 12 different series (Noah, Elijah, Moses, Miracles, etc.) and each child that collects all cards in a series will be allowed to choose a fun prize from (the place you keep prizes). We can't wait to watch the bonds of friendship develop between children and volunteers as we all share a common interest—collecting Bible-based trading cards!

We are equally excited about your role. As you can see from the enclosed sample, each card is made up of a picture, description, Bible reference, and question. In order for your child(ren) to redeem a series of cards for a prize, they must be able to answer the questions on the bottom of all the cards. This is where you come in. As your child(ren) bring home their cards, you are given an ideal opportunity to sit down with them and read God's Word. Each question has been carefully chosen and can be easily answered by looking up and reading the Bible verses referenced. Have fun helping your child discover the many "Great Adventures" found in the Bible.

We at (your ministry name) are committed to partnering with you in the spiritual development of your children. These cards will provide us both with a powerful tool to build up spiritually strong kids! Please pass along your comments and suggestions and may God richly bless your family through this unique trading card program.

In His Service,

(Your name & title)



FUN TRADING IDEAS

MAKE A POSTER

(much easier to do this BEFORE you mix up your cards!)

You can make a cool-looking poster, by taking one of each card, and laying them out 12 cards across by 7 cards down. You will need to include 4 additional cards to place logo-side-up in each corner. Use a small amount of scotch tape on the logo side of the cards to tape them together. Now gently bring the poster to someone with a large laminator. It should cost less than \$30 to laminate. Mount in your trading area and watch your children gather around to see which cards they still need to collect.

Posters are also available for purchase. Call 847-201-2757 or visit www.TadpoleTails.org for ordering information.

MAKE RARE AUTOGRAPHED CARDS

Many children ask if there are any rare cards. You could certainly make a few cards rare by simply removing some before mixing them up, but I DO NOT recommend it. The overall purpose of the cards is to encourage Biblical knowledge and reward children for collecting an entire series of cards. If you make a certain card rare, many of your children will never be able to complete that series. Instead, I recommend making cards rare by creating a handful of autographed cards. Simply take a permanent marker and sign the face of the card, then tell the children that if they receive an autographed card and collect the entire series, they will receive a bonus prize.

FEATURE CARD OR SERIES OF THE MONTH

Many children will enjoy trying to collect a certain featured card or series for a given period of time. For example, you can feature the Easter or Christmas series during those special times of the year. If a child collects the featured card/series they can get a special reward.




COLLECTION BINDERS

Children love keeping their cards in binders. There are official TGA Card binders available for purchase. Call 847-201-2757 or visit www.TadpoleTails.org for ordering information. You could also visit your local card collection store for generic binders.

MAKE "I'M A TRADER" BUTTONS

Some churches have made buttons for their adult leaders that say, "I'm a Trader!". Children run up to these leaders and enjoy trading cards while they build friendships across generational lines.



WORD DRILL GAME

You can use the cards to conduct traditional Word Drills. Shuffle some cards and place them face-down in a circle of children. Flip over the top card and kids race to find the Bible Reference in their Bibles and answer the Validation Question.

BIBLE TRIVIA GAME

You can use the cards to ask children Bible trivia questions. Shuffle some cards and place them face-down in a circle of children. Take turns flipping over the top card and answering the Validation Question. A child gets 2-points for answering correctly and 1-point if they can answer it after looking up the Bible Reference in their Bibles.


BIBLE TRUMPS GAME

You can use the cards to play a fun card game. All players hold their own cards without letting others see what they have. A player calls out one of the Point Categories (Love, Power, or Faith). All players then lay down one of their cards and the child with the highest point value for that category wins 1-point. Be careful not to play games where kids might lose their cards—this usually causes hard-feelings. Whoever wins the point also gets to choose the next Point Category.

Play continues until you run out of cards or someone reaches 10 points.

OTHER TGA CARD GAMES

We are currently working on developing other fun games. Please e-mail your game-playing ideas to dhuffman@chapel.org





ANSWERS TO VALIDATION QUESTIONS

CREATION SERIES

<u>Card #</u>	<u>Card Title</u>	<u>Answer to Validation Question</u>
1 of 6	Creation: Day 1	He called the light “day” and the darkness “night.”
2 of 6	Creation: Day 2	The firmament or sky.
3 of 6	Creation: Day 3	The oceans.
4 of 6	Creation: Day 4	To give light on the earth.
5 of 6	Creation: Day 5	Be fruitful and multiply, and fill the waters in the seas, and let the birds multiply on the earth.
6 of 6	Creation: Day 6	Humans were created in God’s image

1ST FAMILY SERIES

<u>Card #</u>	<u>Card Title</u>	<u>Answer to Validation Question</u>
1 of 6	Garden of Eden	Adam named the animals.
2 of 6	Forbidden Fruit	The serpent (Satan) tricked Eve.
3 of 6	Leaving the Garden	At the east of the Garden of Eden, God place the cherubim and the flaming sword, which turned every direction to guard the way to the tree of life.
4 of 6	Cain & Abel	Abel was a keeper of flocks and Cain was a tiller of the ground.
5 of 6	Cain Kills Abel	In the field.
6 of 6	Cain’s Punishment	God put a mark on Cain so that anyone finding him would not kill him.

NOAH SERIES

<u>Card #</u>	<u>Card Title</u>	<u>Answer to Validation Question</u>
1 of 6	God Spoke to Noah	Shem, Ham, Japheth
2 of 6	Noah Built an Ark	300 cubits (450 feet or 135 meters)
3 of 6	Animals Came 2 by 2	Food for him and his family, and the animals.
4 of 6	The Rain Came Down	Yes, the flood covered the highest mountains.
5 of 6	Noah Sent Out a Dove	A freshly picked olive leaf.
6 of 6	God's Promise	The rainbow

JOSEPH SERIES

<u>Card #</u>	<u>Card Title</u>	<u>Answer to Validation Question</u>
1 of 7	A Special Gift	17
2 of 7	Joseph's Dreams	He rebuked him (Joseph).
3 of 7	Thrown into Pit	The tunic (coat) of many colors.
4 of 7	Sold as Slave	20 shekels (pieces) of silver.
5 of 7	Put in Prison	The butler.
6 of 7	Joseph Made Ruler	There will be 7 good years of plenty, and then seven 7 bad years of famine.
7 of 7	Joseph Forgave His Brothers	God used Joseph's stay in Egypt to save all of Joseph's family (and all of Egypt) from starvation during the famine.

DAVID SERIES

<u>Card #</u>	<u>Card Title</u>	<u>Answer to Validation Question</u>
1 of 5	David Anointed As King	Jesse
2 of 5	David & Goliath	His own armor
3 of 5	David & Jonathan	3
4 of 5	David & King Saul	David promised not to kill Saul's family.
5 of 5	David & Nathan	Uriah, the Hittite

MOSES SERIES

<u>Card #</u>	<u>Card Title</u>	<u>Answer to Validation Question</u>
1 of 6	Baby Moses	From a wicker (papyrus) basket coated with tar and pitch.
2 of 6	Moses & Burning Bush	Because he was standing on holy ground.
3 of 6	Moses and Pharaoh	Pharaoh responded, "Who is the Lord that I should obey His voice to let Israel go? I do not know the Lord, and, besides, I will not let Israel go."
4 of 6	God Parted Red Sea	God divided the Red Sea so Moses and the Israelites could cross on dry ground, and then He caused the water to return to its normal state drowning all of the Egyptian army.
5 of 6	Water From a Rock	They were complaining to Moses.
6 of 6	10 Commandments	You shall have no other gods before me.

PLAGUE SERIES

<u>Card #</u>	<u>Card Title</u>	<u>Answer to Validation Question</u>
1 of 10	Water to Blood	Aaron
2 of 10	Frogs	They piled the frogs into heaps.
3 of 10	Gnats	They tried to bring forth lice.
4 of 10	Flies	The land of Goshen (where the Israelites lived).
5 of 10	Livestock Die	The Israelites.
6 of 10	Boils	Yes
7 of 10	Hail	Wheat and spelt.
8 of 10	Locust	All over the land of Egypt.
9 of 10	Darkness	3 days
10 of 10	Death of Firstborn	They put the blood of a pure lamb on their doorposts.

ELIJAH SERIES

<u>Card #</u>	<u>Card Title</u>	<u>Answer to Validation Question</u>
1 of 6	No Rain in Israel	Gilead
2 of 6	Elijah in Wilderness	Bread and meat.
3 of 6	The Widow's Son	In the upper room
4 of 6	Elijah's Challenge	He challenged Ahab and his prophets of Baal to a contest to see whose god would send fire down from heaven to burn the sacrifices.
5 of 6	God Sent Fire	4 jars of water were poured on Elijah's altar 3 times (total of 12 jars of water).
6 of 6	God Sent Rain	7 times.

DANIEL SERIES

<u>Card #</u>	<u>Card Title</u>	<u>Answer to Validation Question</u>
1 of 5	Daniel Taken to Babylon	King Nebuchadnezzar
2 of 5	Daniel Interpreted Dream	Fine gold
3 of 5	Daniel's Friends in Fiery Furnace	Shadrach, Meshach, and Abednego
4 of 5	Daniel & Writing on Wall	He was killed.
5 of 5	Daniel in Lion's Den	King Darius

CHRISTMAS SERIES

<u>Card #</u>	<u>Card Title</u>	<u>Answer to Validation Question</u>
1 of 8	Angel Visited Mary	Gabriel
2 of 8	Angel Appeared to Joseph	Immanuel means "God with us."
3 of 8	Journey to Bethlehem	David
4 of 8	Jesus Was Born	He was laid in a manger because there was no room in the inn.
5 of 8	Shepherds Visited Jesus	Glorifying and praising God.
6 of 8	Simeon and Anna	The Temple.
7 of 8	Wisemen Visited Jesus	Gold, frankincense, and myrrh
8 of 8	Escape to Egypt	Ordered everyone two years of age and under to be killed.

MIRACLES SERIES

<u>Card #</u>	<u>Card Title</u>	<u>Answer to Validation Question</u>
1 of 7	Water into Wine	6
2 of 7	Paralyzed Man Healed	“Son, your sins are forgiven.”
3 of 7	Calming the Storm	Sleeping
4 of 7	Feeding 5,000	A boy
5 of 7	Walked on Water	Peter
6 of 7	Girl Raised from Dead	They laughed at him.
7 of 7	Lazarus Raised from Dead	4 days

EASTER SERIES

<u>Card #</u>	<u>Card Title</u>	<u>Answer to Validation Question</u>
1 of 8	Jesus Rode into Jerusalem	Their coats and branches.
2 of 8	Judas Betrayed Jesus	30 silver coins
3 of 8	The Last Supper	They got up and went to the Mount of Olives.
4 of 8	Jesus Was Arrested	They deserted him and fled.
5 of 8	Jesus on Trial	Barabbas
6 of 8	Jesus Was Killed	The Romans divided up his clothes by casting lots (similar to tossing dice).
7 of 8	Jesus Is Alive	Go and tell the disciples to go to Galilee
8 of 8	Jesus Returned to Heaven	He will return the same way he left.