



VALUE KEEPERS OF THE BIBLE



DEPENDABILITY



BIBLE MEMORY PASSAGE:

“And we know that in all things God works for the good of those who love him, who have been called according to his purpose. For those God foreknew he also predestined to be conformed to the likeness of his son, that he might be the firstborn among many brothers.”

Romans 8:28-29

SECTION	LESSON 17	LESSON 18	LESSON 19	LESSON 20
VALUE	DEPENDABILITY	FAIRNESS	ACCEPTANCE	OBEDIENCE
BIBLE PERSON	ELIJAH	POOR MAN	PETER	JONAH
BIBLE REFERENCE	1 KING 18:16-46	JAMES 2:1-13	ACTS 10:1-36	JONAH 1:1-3:3
ACTIVITIES & GAMES	BIBLE VERSE PASS VALUE VOLLEYBALL	JUGGLING BALLS FAIR PLAY	M&M RELAY M&M STEPS	JONAH, MAY I? STORMY SEA OBSTACLE COURSE
CRAFTS/ COOKING	DEPEND ON GOD WALL HANGING CELERY STICKS	JUGGLING BALLS FAIRNESS SANDWICH	PEBBLE BABY ACCEPTANCE CRUNCH	I WILL OBEY FISH JONAH'S SURPRISE
OTHER RESOURCES	VIDEO: Fine Feathered Frenzy	VIDEO: Skate Expectations	STORY: Sylvester the Jester	VIDEO: The Not So Great Escape STORY: Sir Maggie

- WHAT WOULD JESUS DO ACTION STEPS:**
1. What are your choices?
 2. What does the Bible say?
 3. Just ask God!
 4. Decide your path.

- WHAT WOULD JESUS DO?**
- Discuss these situations using the **WWJD ACTION** steps.
1. Someone in your school was in an accident and had to have a leg removed. What should you do?
 2. A father in your neighborhood is out of work and his family has limited food. What should you do?
 3. A family from the Middle East moved in next door and many of your neighbors are unhappy about it. What should you do?


WHAT WOULD JESUS DO?

Up to this point in history, the Good News of Jesus Christ was just preached to the Jews. What happened with Peter to change this?

BIBLE STORY: PETER Acts 10:1-36

VALUE: ACCEPTANCE

To willingly acknowledge others as worthy to God.




WEEK 19

WEEK 20

VALUE: OBEDIENCE

To willingly do what you are asked to do.



BIBLE STORY: JONAH Jonah 1:1-3:3

Jonah did not want to obey God at first. What made him change his mind?

- WHAT WOULD JESUS DO?**
- Discuss these situations using the **WWJD ACTION** steps.
1. Your buddy wants you to smoke a cigarette ... just one. What should you do?
 2. The new kid in the neighborhood wants to TP (toilet paper) a neighbor's house. What should you do?
 3. Your best friend wants to go to the mall but your mom told you to clean your room. What should you do?

- WHAT WOULD JESUS DO ACTION STEPS:**
1. What are your choices?
 2. What does the Bible say?
 3. Just ask God!
 4. Decide your path.

- WHAT WOULD JESUS DO ACTION STEPS:**
1. What are your choices?
 2. What does the Bible say?
 3. Just ask God!
 4. Decide your path.

- WHAT WOULD JESUS DO?**
- Discuss these situations using the **WWJD ACTION** steps.
1. There is a movie on TV you teacher wants you to watch but it comes on the same time as your Dad's favorite football team. What should you do?
 2. You are always asked to play with neighborhood kids, but your brother is not. What should you do?
 3. Your sister hurt your feelings. What should you do?


WHAT WOULD JESUS DO?

In the illustration of the rich man and the poor man, how did James say we are to treat them?

BIBLE STORY: POOR MAN James 2:1-13

VALUE: FAIRNESS

To follow the rules and treat everyone without favoritism.



WEEK 18

VALUE KEEPERS

T **TABLE TALK** **S**

"And we know that in all things God works for the good of those who love him, who have been called according to his purpose. For those God foreknew he also predestined to be conformed to the likeness of his son, that he might be the first-born among many brothers." Romans 8:28-29

WEEK 17

VALUE: DEPENDABILITY

To be relied on to do what should be done and what you said you would do.

BIBLE STORY: ELIJAH

Elijah depended on God to do as he said he would do. How did God depend on Elijah?

WHAT WOULD JESUS DO?

Your dad is not feeling well and the snow needs to be shoveled. What should you do?

_____ is a **VALUE KEEPER!**

Each month kids at our church have the opportunity to earn a **VALUE PIN** by practicing the values learned about in class. To earn the pin for this month, pick a combination of goals from the list below to equal 25 or more points. In order to receive credit for the goal, a parent must initial the block beside the goal completed. On the last Sunday of the month, kids need to return this sheet to their teacher and pins will be awarded.

DEPENDABILITY

GOAL CHOICES	POINT	PARENT	POINTS
	VALUE	INITIALS	EARNED
1. Draw a picture about something you or someone you know did that shows DEPENDABILITY .	5	<input type="text"/>	—
2. Play a game with your family. Talk about FAIRNESS and how you showed it while playing the game.	5	<input type="text"/>	—
3. Write a letter to an adult who is working at a job you would like to know more about.	5	<input type="text"/>	—
4. Talk to a parent about how to be ACCEPTING of someone who is different in your neighborhood.	5	<input type="text"/>	—
5. Write down 3 ways kids should show they are OBEDIENT to parents. What areas can you be more OBEDIENT ?	5	<input type="text"/>	—
6. Say this month's Bible Memory verse (Romans 8:28-29) to your Mom or Dad.	10	<input type="text"/>	—

Total Points Earned _____

DEPENDABILITY	
Pin Earned?	Yes No

_____ is a **VALUE KEEPER!**

Each month kids at our church have the opportunity to earn a **VALUE PIN** by practicing the values learned about in class. To earn the pin for this month, pick a combination of goals from the list below to equal 25 or more points. In order to receive credit for the goal, a parent must initial the block beside the goal completed. On the last Sunday of the month, kids need to return this sheet to their teacher and pins will be awarded.

DEPENDABILITY

GOAL CHOICES	POINT	PARENT	POINTS
	VALUE	INITIALS	EARNED
1. Draw a picture about something you or someone you know did that shows DEPENDABILITY .	5	<input type="text"/>	—
2. Play a game with your family. Talk about FAIRNESS and how you showed it while playing the game.	5	<input type="text"/>	—
3. Write a letter to an adult who is working at a job you would like to know more about.	5	<input type="text"/>	—
4. Talk to a parent about how to be ACCEPTING of someone who is different in your neighborhood.	5	<input type="text"/>	—
5. Write down 3 ways kids should show they are OBEDIENT to parents. What areas can you be more OBEDIENT ?	5	<input type="text"/>	—
6. Say this month's Bible Memory verse (Romans 8:28-29) to your Mom or Dad.	10	<input type="text"/>	—

Total Points Earned _____

DEPENDABILITY	
Pin Earned?	Yes No

Date: _____

Teacher's Notes

About "The Objective"

To determine those values, or standards, set by God to help us know how to live our lives and treat others in the world around us.

About "The Value"

MONTH'S VAL. FOCUS: **DEPENDABILITY** VALUE PIN: **HORSE**
MONTH'S SCRIPTURE MEMORY: **ROMANS 8:28-29**

DEPENDABILITY

To take relied on to do what should be done
and what you said you would do.

VALUE REVIEW

VALUE OBJECT LESSON

About "The Story"

STORY: Elijah

SCRIPTURE: 1 Kings 17:1-6; 18:12, 16-40

About "Activity Choices"

ACTIVITIES GAMES CRAFTS COOKING

- Lesson Focus Questions
- The HORSE
- Bible Verse Pass
- Value Volleyball
- Depend on God Wall Hanging
- Celery Sticks
- WWJD? Discussion Starter
- Prayer Request Book


OTHER RESOURCES

- Odyssey: A Fine Feathered Frenzy
- Obey your elders

TEACHER'S DEVOTION:

Dear Lord, As we start this new year, help me to not only teach my students the values that make us all better Christians, but help me to remember them as well. This week we are studying the value **DEPENDABILITY**. Help me to be more **DEPENDABLE** as I prepare for my lessons each week. Help me to study the lesson and meditate on it all week long. Help me to give some insight into the principles being taught by making them more real as I give examples from my own life. As my students practice these principles, help me to practice them as well.

Week 17



DEPENDABILITY

To be relied on to do what should be done
and what you said you would do.

VALUE REVIEW

- What animal represents the value of INTEGRITY?
- Define INTEGRITY.

OBJECT LESSON

Objects: Two flyers - one done messy and one done well
(See attached flyers. Before class slightly crumble the messy one)

How are all of you doing this morning? Have you ever been on a vacation? You know, the secretary in our church office wanted to take a short vacation so I offered to help her by making the church flyers for an upcoming event. In fact, I made TWO of them! I brought them with me today so you can see them. Here is the first one I did. *(Show the class the messy one. Try to un-ruffle it before you show it.)* See all of the pretty pictures? Notice the poem about the All Church Clean-up? What do you think about the heading? What? I misspelled it? What? You think it is a little messy? Well, I did not think it was very good either so I made a second one. *(Show the class the flyer that is done well.)* See, all of the pictures that were on the first one are on this one. Here is the poem for the All Church Clean-up. I checked all of the spelling and fixed the fonts in the heading. Just like you, I was not very satisfied with the job I did the first time so I did it again. It is important that whenever I do something that I do my best. By doing my best I am being DEPENDABLE. By being DEPENDABLE, I am honoring God.

About "The Value"

Come On, Come All


All Church Clean-up

the windows are dirty,
and the floors are a mess.
our classrooms are in need
of a scrubbed re-dress.

cobwebs and tinsel
are stuck to the walls.
cookie crumbs and glitter
are mixed with the balls.

so bring a bucket
and plenty of towels.
roll up your sleeves
and take down the dowels.

this Saturday is the day
we will have a big cleanup.
so come one, come all
and fill your cup.



Sign Up Today!

To help with our All Church Clean-up,
sign up in your Sunday School class-
es. Below are the class assignments:

Adults 101 - Sanctuary

Clean pews

Take down Christmas decorations

Sharpen pencils/ Check hymnbooks

Adults 202 - Nursery

Clean toys

Clean out cubbies/ Replenish supplies

Check and repair furniture

Adults 303 - Preschool Classrooms

Clean out cabinets

Replenish supplies

Check and repair furniture

Adults 404 - Elementary Classrooms

Clean out cabinets

Replenish supplies

Check and repair furniture

Youth - Youth rooms

Clean walls and paint where needed

Clean offices and assembly room

Clean equipment room



Come One, Come All!

All Church Clean-up

The windows are dirty,
and the floors are a mess.
Our classrooms are in need
of a scrubbed re-dress.

Cobwebs and tinsel
are stuck to the walls.
Cookie crumbs and glitter
are mixed with the balls.

So bring a bucket
and plenty of towels.
Roll up your sleeves
and take down the dowels.

This Saturday is the day
we will have a big clean-up.
So come one, come all
and fill your cup.



Sign Up Today!

To help with our All Church Clean-up,
sign up in your Sunday School class-
es. Below are the class assignments:

Adults 101 - Sanctuary

- Clean pews
- Take down Christmas decorations
- Sharpen pencils/ Check hymnbooks

Adults 202 - Nursery

- Clean toys
- Clean out cubbies/ Replenish supplies
- Check and repair furniture

Adults 303 - Preschool Classrooms

- Clean out cabinets
- Replenish supplies
- Check and repair furniture

Adults 404 - Elementary Classrooms

- Clean out cabinets
- Replenish supplies
- Check and repair furniture

Youth - Youth rooms

- Clean walls and paint where needed
- Clean offices and assembly room
- Clean equipment room

ELIJAH

SCRIPTURE

1 Kings 17:1-6; 18:12, 16-40

A long time ago ...

there was a prophet named Elijah. Elijah was one of the best known prophets of the Old Testament. He was a prophet in the Northern Kingdom (Israel) during the reign of a very evil king named Ahab. Ahab was married to a very evil woman named Jezebel. She worshiped Baal, a “nature god” who she said caused crops to grow if the people worshiped him. She did not want any of the people in Israel to worship God so she did everything she could to punish those who did.


Elijah was greatly troubled by this idol worship. God told him to go to King Ahab and tell him “there will be neither dew nor rain in the next few years except at my word.” (1 Kings 17:1) This was a dangerous thing to do since Ahab and Jezebel were Baal worshippers and Baal was the god of fertility. This warning challenged their god who brought the rain. But Elijah was faithful and did what God told him to do.

Finally after over three years of draught, God ordered Elijah to return to Ahab with an example of His power over Baal. When Elijah met with Ahab, he told him to gather the people and meet him on Mount Carmel. He also told him to have all of the prophets of Baal there. Elijah challenged the prophets of Baal to prove who the true God was. He had two bulls prepared for sacrifice, one for the prophets of Baal and one for him. The prophets of Baal called upon their god to send fire to light their altar. Nothing happened. Elijah took twelve stones to represent the twelve tribes of Israel and built an altar “in the name of the Lord.” (vs. 32) He then dug a deep trench around the altar and instructed the people to soak the offering and wood with water. At the appointed time, Elijah prayed for God to show the people who was the true God of Israel. Immediately fire fell and burned up the sacrifice and wood as well as the stones and all of the water in the trench. The people acknowledged Elijah’s God as the true God and the prophets of Baal were put to death. Then God sent rain to cover the country.

What we can learn from the story

Elijah knew it would be dangerous to challenge Ahab and Jezebel, but God could depend on him to do what was necessary to show the people who was the true God. Elijah also depended on God to send the fire, then the rain.

About “The Story”



DEPENDABILITY

To be relied on to do what should be done
and what you said you would do.

WHAT IS DEPENDABILITY?

**To be relied on to do what should be done
and what you said you would do.**

To be DEPENDABLE means to be reliable, trustworthy or steady. It means you can be counted on. It is important to do all we say we will do and everything we are supposed to do.

WHAT ARE SOME WAYS YOU CAN BE DEPENDED ON TO DO WHAT YOU SAY YOU ARE GOING TO DO OR SUPPOSED TO DO?

(Have kids give examples from their daily life.)

BEING DEPENDABLE IS A PROCESS.

In order to be considered dependable, you need to start by doing what your parents, teachers and other responsible adults ask you to do. Not only is it important to start the job when you asked, but it is important to finish each job started. Having a good attitude is also important as well as being a team player. The second step of the process is to do what you are supposed to do such as taking care of yourself, your family and your community. The last step of the process is to do something because it is the right thing to do and not because you will get something for doing it.


WHAT ARE SOME WAYS YOU CAN REMIND YOURSELF TO BE DEPENDABLE?

Set a timer or alarm clock, make a post-a-note, keep a day timer, etc.

WHAT DID YOU LEARN ABOUT DEPENDABILITY IN OUR STORY?
HOW WAS ELIJAH DEPENDABLE? HOW WAS GOD DEPENDABLE?

Elijah was dependable to do everything God told him to do. God was dependable by fulfilling His word.

About "The Value"



DEPENDABILITY

To be relied on to do what should be done
and what you said you would do.

HORSE

ANIMAL CHARACTERISTIC:

The horse is a large hoofed mammal that has a short-haired coat, a long mane, and a long tail. It has been domesticated since ancient times for the purpose of riding and to pull vehicles or carry loads. Horses come in many different sizes, colors and body structure. From miniature ponies to Clydesdale's, each is used for a specific task. Their strong rear legs provide stability and power while the front legs are built with freedom to move easily.

VALUE CONNECTION:

What a hard working animal the horse is! It is this animal that man has turned to throughout the centuries for dependability and hard work. With its strong, large well-muscled structure, it is an animal that is very responsible as well as versatile in its function.

About "The Activities"

VALUE LEARNING GAMES:

BIBLE VERSE PASS

GRADES: 1-6

EQUIPMENT: One ball (or bean bag) for each team

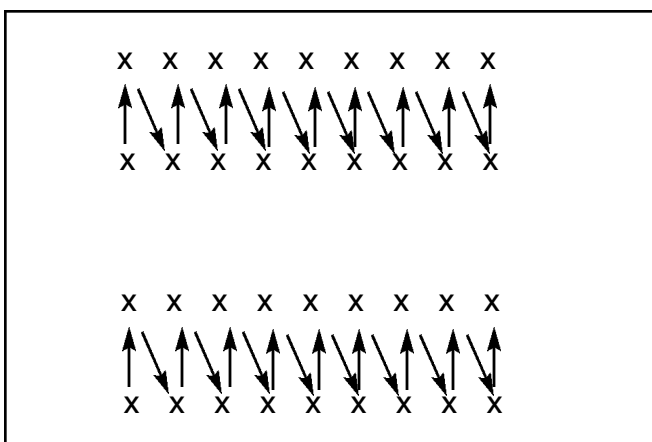
OBJECTIVE: The team that completes the relay first wins.

DIRECTIONS:

1. Divide the class in two teams. Divide each team in two halves. Have each half face each other about 6 feet apart. Give the first player on each team a ball or a bean bag.
2. On "GO" the first player on each team says the first word (or words) of the Bible verse below while passing the ball (or bean bag) to the second player on the team. (See the diagram below.)
3. Continue passing the ball among team players until the ball has been passed up the team's line and back down. If the players finish the Bible verse before they have finished passing the ball, players need to repeat it until the relay is complete.
4. The team that completes the relay first wins.

"And we know that in all things God works for the good of those who love him, who have been called according to his purpose."

Romans 8:28



About "The Activities"

VALUE LEARNING GAMES:

VALUE VOLLEYBALL

GRADES: 1-6

EQUIPMENT: One soft sided ball
One rope
A chair for each player

OBJECTIVE: The team to reach 10 points first wins.

PRIOR TO CLASS: Stretch the rope across the center of the room.

DIRECTIONS:

1. Divide the class in two teams. Have each team sit in their chairs facing each other on opposite sides of the rope.
2. The game is played with regular volleyball rules with these modifications:
 - a) before each serve, the player says one of the values already learned and an example of someone in the Bible who exhibited the value (or they can give the definition of the value).
 - b) if the ball hits the ceiling on the serve, it is to be replayed.
 - c) if the ball hits the ceiling while it is in play, it can continue to be played if it lands on the hitting team's side. If it lands on the other side and cannot be returned, a point or side-out is awarded.

About "The Activities"

VALUE LEARNING CRAFTS AND COOKING:

DEPEND ON GOD WALL HANGING

SUPPLIES: G-O-D master
Felt squares
Yarn
Glue

PRIOR TO CLASS: Cut felt squares into 4"x4" squares and cut the yarn to a 18" strip.

DIRECTIONS:

1. Give each student a G-O-D master, 6 - 4"x4" felt squares and a piece of yarn.
2. Cut out the letters G-O-D from three of the felt squares. Cut a circle from the other three felt squares.
3. Glue the letters on the felt circles.
4. Glue the yarn on the back of the three felt circles like the illustration.
5. Students can use the wall hanging to remind them they can depend on God.



CELERY STICKS

INGREDIENTS: celery
peanut butter or cream cheese

SUPPLIES: plastic knives
napkins


PRIOR TO CLASS: Clean the celery, cut them in half and set them in water.


DIRECTIONS:

1. Give each student a celery stick, plastic knife and napkin.
2. Instruct the students to put peanut butter or cream cheese on their celery sticks.

About "The Activities"

GOOD





DEPENDABILITY

To be relied on to do what should be done
and what you said you would do.

WHAT WOULD JESUS DO?

Choose one situation to discuss using the ACTION Steps below.

THE SITUATION:

1. You have a part in the church Christmas play. What should you do?
2. You are asked to help out in the two year olds class. What should you do?

ACTION STEPS:

1. **What** are your choices?
2. **What** does the Bible say?
“And as for you, brothers, never tire of doing what is right.”
2 Thessalonians 3:13
3. **Just** ask God!
4. **Decide** your path.

Prayer Request Book

1. Ask if there were any answered prayers from last week.
2. Record these answered prayers in your book and date them.
3. Ask if there are any new prayer requests. Record them.
4. Remind students about **My Praying Hands** if you are using them.
5. As a group pray for each request made.

About “The Activities”