

# NEW TESTAMENT CHRONOLOGICAL STUDY

## UNIT 3 OVERVIEW

**BIBLE MEMORY PASSAGE:**

*“Our Father in heaven, hallowed be your name, your kingdom come, your will be done as it is in heaven. Give us today our daily bread. Forgive us our debts, as we also have forgiven our debtors. And lead us not into temptation, but deliver us from the evil one.”*

Matthew 6:9-13

SECTION	WEEK 11	WEEK 12	WEEK 13	WEEK 14	WEEK 15
NT STORY	Miracles	Miracles	Transfiguration	Jesus pays Taxes	Good Samaritan
NT BOOK	Acts	Acts	Romans	Romans	1 Corinthians
JOURNAL 1-2 3-6	A King's Kid The King's Squire	Our Father Our Father	Your Kingdom Your Kingdom	Daily Bread Daily Bread	Forgive debts Forgive debts
ACTIVITIES & GAMES	B.V. Eraser Game Boat Toss	Walk on Water Miracles, Miracles	Mystery Picture B.V. Add-On	Fishin' for Taxes Scripture Scramble	1st Aid Relay B.V. Eraser Game
CRAFTS	Stained Glass Fish	Apple of My Father's Eye	The Illumination	Fish String Art	Let Your Light Shine
SNACKS	Roll-Ups	A Little is a Lot	Future Fortune Cookies	Silver Dollar Pancakes	Orange Crush
OTHER RESOURCES	Video: Sink or Swim Raging Water	Video: Ready, Aim, Fire!	Video: Trapped		Video: Catacomb Rescue Good Samaritan

Major Theme

- Week 11    Miracles - Nature and Healing
- Week 12    Miracles - Demons and Death
- Week 13    Old and New Testament Meet
- Week 14    Civil Responsibility
- Week 15    Caring for Others

about ways you can help them.  
 know who could use some help and talk  
 no one else would. Identify someone you  
 The Samaritan helped a hurt man when  
**BIBLE STORY: THE GOOD SAMARITAN**  
 in your family and discuss solutions.  
 were having. Identify a problem you have  
 new church concerning problems they  
**1 Corinthians** is a letter from Paul to this  
 BOOK OF THE BIBLE:

## WEEK 15

church?  
 temple taxes. Why do you give to the  
 Jesus felt it was important to pay the  
**BIBLE STORY: PAYING TEMPLE TAXES**  
 to you?  
 as its cornerstone. Why is faith important  
 to Christians because it emphasized faith  
 The letter to the **Romans** is fundamental  
 BOOK OF THE BIBLE:

## WEEK 14

## FAMILY FUN!

Ideas for having fun as a family!

### OUTDOOR ACTIVITY:

Make paper bag luminaries to line the sidewalk to your house. Decorate the bags with scenes leading to the manger. Sing along with Christmas music as you work.

### INDOOR ACTIVITY:

Build a fire in the fireplace. Make hot chocolate and use peppermint sticks as stir sticks. Roast marshmallows and eat caramel apples or popcorn. Share what you like most about the holiday season.

What makes your friends special?  
 who share special moments with you.  
 Talk about the importance of the friends  
 mountain to witness the transfiguration.  
 Jesus took three of the disciples up on  
**BIBLE STORY: THE TRANSFIGURATION**  
 their life.  
 family to someone who needs Jesus in  
 churches and pastors. Write a letter as a  
**Romans** is the first of thirteen letters to  
 BOOK OF THE BIBLE:

## WEEK 13

births.  
 Tell your children the miracle of their  
**BIBLE STORY: MIRACLES**  
 can you as a family spread the Word?  
 on his three missionary journeys. How  
 In **Acts** the apostle Paul spread the Word  
 BOOK OF THE BIBLE:

## WEEK 12

# T NEW TESTAMENT S A B L E T A L K

---

“Our Father in heaven, hallowed be your name, your kingdom come, your will be done as it is in heaven. Give us today our daily bread.”

Matthew 6:9-11

---

## WEEK 11

BIBLE VERSE:

What does the verse mean to you? How does God provide for our daily needs?

BOOK OF THE BIBLE:

**Acts** tells how God prepared the way for the disciples message in Judea and Samaria. How do you prepare your family to tell the Good News?

BIBLE STORY: **MIRACLES**

Jesus used miracles to show man who God was in him. Can you think of a miracle that you felt was from God?

# I Did It!

UNIT GOALS FOR GRADES 1ST AND 2ND

**UNIT  
GOAL**

**TEACHER'S  
INITIALS**

Say The Lord's Prayer

Say the first ten books of  
the New Testament

Give the major theme of the  
first ten books of the NT

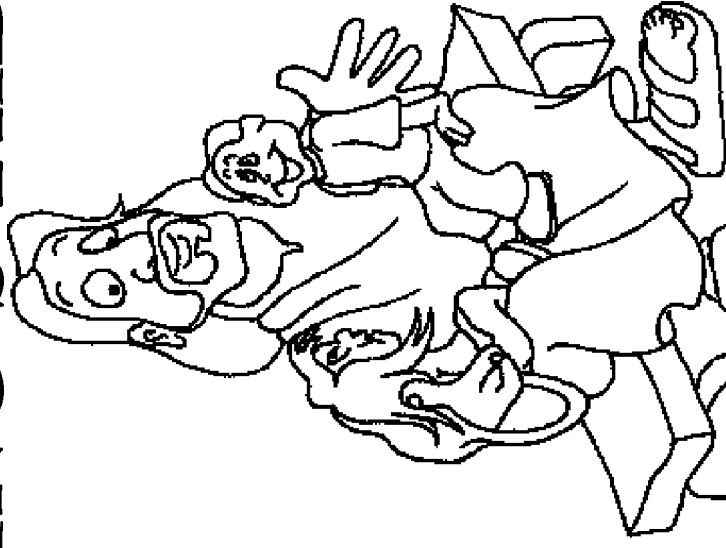
Complete NT Journal Two

Tell a parent what you learned  
from one of the Ministry Minutes

## BIBLE MEMORY

*"Our Father in heaven, hallowed be your name, your kingdom come, your will be done. Give us today our daily bread. Forgive us our debts, as we also have forgiven our debtors. And lead us not into temptation, but deliver us from the evil one."* MATTHEW 6:9-13

# KING'S KIDS!



# NEW TESTAMENT


# JOURNAL TWO

Name: \_\_\_\_\_

Class: \_\_\_\_\_

# I AM A KING'S KID!

Draw a picture of yourself talking to Jesus. Be creative!




# NEW TESTAMENT REVIEW

## MATTHEW THRU EPHESIANS


Draw a line from the New Testament book to it's description.

- |               |  |
|---------------|--|
| Matthew       | Jesus as Servant                       |
| Mark          | The Early Church                       |
| Luke          | Jesus as Son of God                    |
| John          | Jesus as Perfect Man                   |
| Acts          | Jesus as King                          |
| -----         |  |
| Romans        | Saved by faith, not Works              |
| 1 Corinthians | Faith = Sins Forgiven                  |
| 2 Corinthians | Building the Church                    |
| Galatians     | Practical Lessons for Christian Living |
| Ephesians     | Paul as an Apostle                     |

Draw a picture of yourself saying the Lord's Prayer.



**Our Father in Heaven,  
hallowed be your name.**




God is first and is to be set apart as holy.

**your kingdom come,  
your will be done  
on earth as it is in heaven.**



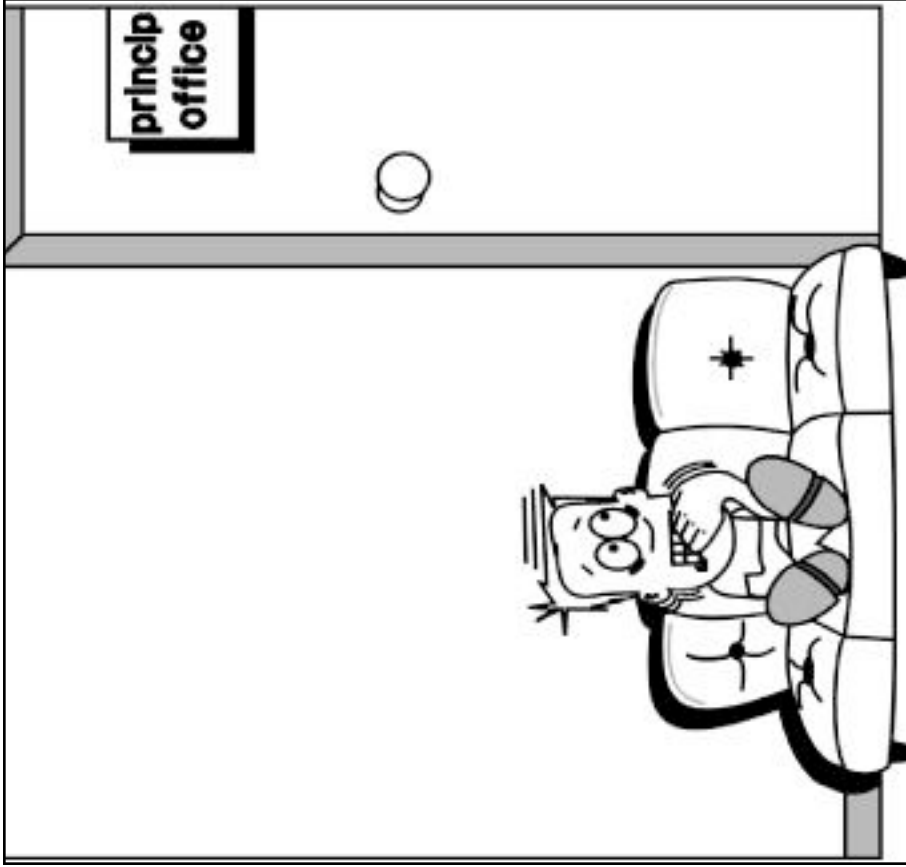
We are to pray for God to answer our prayers in the way He knows is best.

**For thine is the kingdom, the  
power, and glory forever. Amen**



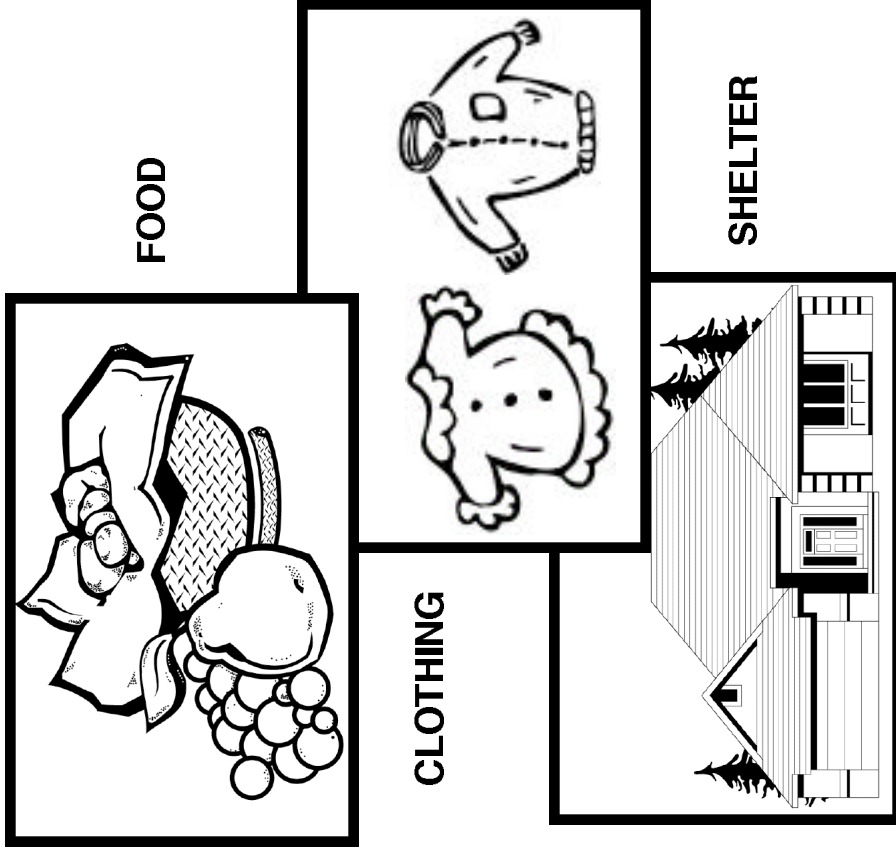
God is our King and He will rule forever  
with power and glory.

but deliver us from  
the evil one.



God can keep us from doing wrong.

Give us today  
our daily bread



We are to ask God for our daily needs.  
We are to thank God for everything.

**Forgive us our debts, as we  
also have forgiven our debtors.**



Forgive our sins (wrong things we did).  
... And we are to forgive others.

**And lead us not into  
temptation,**



God can help us to do what is right  
when others want us to do wrong.



# I DID IT!

UNIT GOALS FOR GRADES 3RD - 6TH

**UNIT  
GOAL**

**TEACHER'S  
INITIALS**

Say The Lord's Prayer

Explain the importance of The  
Lord's Prayer to a parent

Say the first ten books of the  
New Testament and themes

Complete NT Journal Two

Tell a parent what you learned  
from two Ministry Minutes

## BIBLE MEMORY

*"Our Father in heaven, hallowed be your name, your kingdom come, your will be done. Give us today our daily bread. Forgive us our debts, as we also have forgiven our debtors. And lead us not into temptation, but deliver us from the evil one."* MATTHEW 6:9-13

# NEW TESTAMENT



# JOURNAL TWO

Name: \_\_\_\_\_

Class: \_\_\_\_\_

# I AM THE KING'S SQUIRE

What does it mean to be "the King's Squire"? Describe below what you do (or can do) to show others you belong to the King.

# NEW TESTAMENT REVIEW

## MATTHEW THRU EPHESIANS

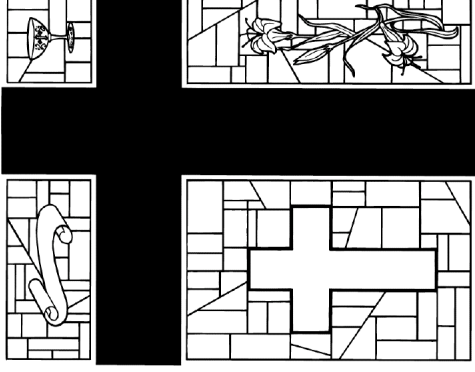
Draw a line from the New Testament book to it's description.

- |               |  |
|---------------|--|
| Matthew       | The Early Church                       |
| Mark          | Jesus as Son of God                    |
| Luke          | Building the Church                    |
| John          | Paul as an Apostle                     |
| Acts          | Jesus as Servant                       |
| Romans        | Saved by faith, not Works              |
| 1 Corinthians | Jesus as Perfect Man                   |
| 2 Corinthians | Jesus as King                          |
| Galatians     | Practical Lessons for Christian Living |
| Ephesians     | Faith = Sins Forgiven                  |

Write a "Modern Day" Lord's Prayer. Remember what each part of The Lord's Prayer in Matthew means.

Large empty rectangular box for writing a "Modern Day" Lord's Prayer.

# Our Father in Heaven, hallowed be your name.



God is first and is to be set apart as holy.

What is the first noun in the Lord's Prayer? \_\_\_\_\_

What does the word "Father" in this prayer mean to you?

\_\_\_\_\_

\_\_\_\_\_

How can you put God first in your life? \_\_\_\_\_

\_\_\_\_\_

What does it mean "to be set apart as holy"? \_\_\_\_\_

\_\_\_\_\_

How can you set God apart as holy in your life? \_\_\_\_\_

\_\_\_\_\_

\_\_\_\_\_

# your kingdom come, your will be done on earth as it is in heaven.



We are to pray for God to answer our prayers in the way He knows is best.

What does "your will be done on earth as it is in heaven" mean to you? \_\_\_\_\_

---

---

Give an example of when God said "Yes" to your prayers.

---

---

Give an example of when God said "No" to your prayers.

---


---

Give an example of when God said "Wait" to your prayers.

---

---

# For thine is the kingdom, the power, and glory forever. Amen



What does the word "kingdom" mean in this verse?

---

---

---

How does God reign with power and glory?

---

---

---

How can God reign with power and glory in your life?

---


---

---

Do you want to ask God to be ruler of your life? \_\_\_\_\_

Talk to your teacher about asking Jesus into your heart.

# but deliver us from the evil one.



Who is the evil one?

\_\_\_\_\_

What are some ways the evil one makes his presence known in school?

\_\_\_\_\_

What are some ways the evil one makes his presence known at home?

\_\_\_\_\_

What are some ways the evil one makes his presence known in church?

\_\_\_\_\_


How can God keep us from doing wrong?

\_\_\_\_\_

\_\_\_\_\_

\_\_\_\_\_

# Give us today our daily bread



Name five of your daily needs and how God provides for them.

1.

2.

3.

4.

5.

Give an example of a way you can thank God for all He gives to you.

\_\_\_\_\_

\_\_\_\_\_

\_\_\_\_\_

\_\_\_\_\_

# Forgive us our debts, as we also have forgiven our debtors.



Forgive our sins (wrong things we did). ... And we are to forgive others.

write a short story about being forgiven as we forgive others.

# And lead us not into temptation,

What does "temptation" mean?

What does "lead us not into temptation" mean to you?

What are some things kids your age are tempted to do?

How do others tempt you to do something wrong?

How can God help when you are faced with temptation?

Who can you go to when you are faced with temptation?

God can help us to do what is right when others want us to do wrong.

Date: \_\_\_\_\_

## ***Teacher's Notes***

### ***About "The Objective"***

**IMPACT GOAL:** To look at four miracles performed by Jesus.

### ***About "The Book"***

#### **ACTS**

*History*

#### **DESCRIPTION OR MEANING:**

The Early Church

### ***About "The Story"***

**STORY:** Miracles of Jesus

**SCRIPTURE:** Miscellaneous Selections from Luke

**HISTORICAL PERSPECTIVE:** Bible Time Line

### ***About "Activity Choices"***

#### **JOURNAL ENTRY**

- 1. I Am a King's Kid (Grades: 1-2)
- 2. I am the King's Squire (Grades: 3-6)

#### **GAMES CRAFTS SNACKS**

- 1. Bible Verse Eraser Game
- 2. Boat Toss
- 3. Stained Glass Fish
- 4. Roll-Up
- 5. Small Group Discussion & Prayer Request Book

#### **OTHER RESOURCES: SONGS, VIDEOS, & DRAMA**

- Song: "Walk through the Bible" (Dean Lies)
- Song: "Books We Love the Best" (The Singing Bible)
- Story Keepers Video: Sink or Swim
- Story Keepers Video: Raging Waters

# ***Week 11***

## IMPACT GOAL

To look at four miracles performed by Jesus.

### REVIEW:

- Give the name and theme of the books to date.
- Recite the theme verse Psalm 119:105,108

## LESSON EMPHASIS

### GRADES 1-6

- To see how Jesus used miracles to draw people to Him.
- To see the effect of Jesus' miracles on those He touched and those who watched.

### GRADES 3-6 (HISTORICAL PERSPECTIVE)

- To discover two of the four kinds of miracles.
- To see how people's faith healed them and those they loved.

### TEACHER'S PRAYER:

Dear Lord. Today we are going to be looking at some of the miracles you did to bring others the good news of everlasting life. How excited the people must have been! How they must have strained their neck as they tried to see through the crowd of people. And how they must have jumped for joy as you picked them out of the crowd to touch and to heal! Today we experience the same excitement as we reach out to you in faith. Thank you for your gift of hope and anticipation of live with you forever!

*About "The Objective"*



# ACTS

*History*

## DESCRIPTION OR MEANING:

The Early Church

*“You will be my witnesses in Jerusalem, and in all Judea and Samaria, and to the ends of the earth.”*

Acts 1:8b

Acts is the final historical book of the New Testament. The rest of the books are Pauline letters and Non-Pauline letters plus Revelation. Luke is the recognized author of this book. This book continues the chronological account Luke started in his gospel account. Acts is the story of Jesus’ final days including His ascension and the Great Commission. From there the story chronicles those who acted on these final words of Christ and spread the Good News of a risen Savior.

The development of the early church happened just as Jesus said it would. It started with Peter preaching to the Jews in Jerusalem. When the disciples met with opposition and were forced to flee from this great city, God prepared the way for their message in Judea and Samaria under the leadership of Philip. The apostle Paul spread the Word throughout the other countries when he went on three missionary journeys plus his final journey to Rome. (See the chart below for clarification of this transition.)

<b>Jerusalem</b>	<b>Judea &amp; Samaria</b>	<b>Other Countries</b>
<b>Jews</b>	<b>Samaritans</b>	<b>Gentiles</b>
<b>Peter</b>	<b>Philip</b>	<b>Paul</b>

*This covers approximately thirty years.*

## BIBLE TIME LINE

Add this word to the New Testament Time Line: **Acts**

## MIRACLES

### SCRIPTURE

Luke 8:22-25\*, Luke 9:12-17\*, Luke 5:12-15\* & Luke 5:17-26\*

\* these stories can also be found in the other three gospels

### A long time ago ...

our Savior walked the earth performing miracles. Through these miracles he showed man who God was in him. This week we will look at four miracles Jesus performed. Next week we will look at four more miracles.

### Jesus Calms the Storm

One day Jesus and his disciples decided to sail to the other side of the lake. While sailing, Jesus fell asleep. A squall came over the lake and the boat was in danger of being capsized. The disciples were afraid and woke up Jesus. He got up and spoke to the wind and the waters to calm the storm. When the storm subsided, he turned to his disciples and asked, "Where is your faith?"

### Jesus Feeds 5000

The crowds followed Jesus wherever they went. They would spend hours listening to him teach. On one such occasion they were in a remote place far away from a village where they could get something to eat. The disciples approached Jesus and asked him to send the crowd away so they could find food and lodging. Instead Jesus replied, "You give them something to eat." (Luke 9:12) The disciples answered they did not have any food except five loaves of bread and two fish. Jesus instructed them to tell the people to sit in groups of about fifty. He then took the food, gave thanks for it and broke it into smaller pieces. He told the disciples to distribute it among the people. All ate until they were full and there were twelve baskets full of broken pieces left over!

*About "The Story"*

## **Jesus Cures a Man with Leprosy**

Word spread throughout the land that Jesus healed people with just the touch of his hand. A man with covered with leprosy saw Jesus and fell on the ground in front of him saying, "Lord, if you are willing, you can make me clean." (Luke 5:12) Jesus replied, "I am willing" and touched the man. The leprosy immediately disappeared.

## **Jesus Healed a Man who was Paralyzed**


On another occasion, the Pharisees and law teachers came to Jesus to hear him teach. The room was crowded and many people stood outside the house in hopes of being healed by Jesus. Some men came carrying a friend who was paralyzed on a mat. They could not find a way into the house so they went up on the roof and lowered him on his mat through the tiles. When Jesus saw the faith of these men, he turned to the paralyzed man and told him his sins were forgiven. When Jesus said that, the Pharisees and teachers wondered to themselves who this man was who spoke blasphemy? Jesus knew what they were thinking. He said to them, "Why are you thinking these things in your heart? Which is easier to say, 'Your sins are forgiven', or to say, 'Get up and walk'?" (Luke 5:22) Jesus then turned to the paralyzed man, told him to get up, roll up his mat and go home.

## **What we can learn from these stories:**

Jesus wanted to show the people God's power and love. He wanted to show them God cared about their needs. He showed his power over nature by calming the storm. He showed he cared about their needs by providing food for them when they were hungry. He also wanted to show them he had power over sickness by healing those who were sick.

God continues to show his power over nature and sickness by helping those He loves. He continues to provide for our daily needs by providing food and shelter when needed.

*About "The Story"*



**JESUS CALMS THE STORM**



**JESUS FEEDS 5000**

## HISTORICAL PERSPECTIVE

Jesus performed miracles to help people to understand who he was. He did miracles to prove he was sent by God and to show God's loving goodness.

The miracles Jesus performed can be broken down into four kinds. These four kinds are:

- Miracles dealing with nature.
- Miracles dealing with healing.
- Miracles dealing with evil spirits.
- Miracles dealing with death.

Take a look at the miracles studied today. What two kinds do they represent? (Nature and sickness.) In the first miracle Jesus calms the storm showing his power over nature. Even though several of his disciples were experienced fishermen who had weathered many storms on the Sea of Galilee, this storm was especially severe causing even them to be afraid. Through this miracle Jesus taught the disciples to trust him in all situations no matter how dangerous. In the second miracle Jesus showed his concern for the basic human needs of the people by feeding five thousand men as well as women and children who had come to hear him preach. This miracle, too, was a miracle dealing with nature.

The last two miracles studied today were healing miracles. Jesus performed more healing miracles than any other kind. In the first one he healed a man with the dreaded skin disease of leprosy. In the second Jesus not performed the visible miracle of healing the man who was paralyzed, but also revealed to the pharisees and law teachers his true identity by showing his power as the Son of God to forgive sins.

*About "The Story"*

## BIBLE LEARNING GAME:

# BIBLE VERSE ERASER GAME

**GRADES:** 1-6

**EQUIPMENT:** 1 White Board  
1 Eraser

**OBJECTIVE:** To memorize the Bible verse by the end of the game.

### PRE-CLASS PREPARATION:

Write the Bible verse below on the white board.

*“Our Father in heaven, hallowed be your name,  
your kingdom come, your will be done on earth  
as it is in heaven.”* Matthew 6:9-10

### DIRECTIONS:

1. Have the class sit in front of the white board facing it.
2. Review the meaning of the verse.
3. Instruct the whole class to stand. Tell them to read the verse three times together out loud, then sit down.
4. Ask one player to erase one word.
5. Instruct the whole class to stand. Tell them to read the verse once out loud inserting the missing word, then sit.
6. Ask another player to erase one word.
7. Repeat steps #5 and #6 but instead of having the whole class stand, have the following groups of kids stand:  
(Some examples are below ... then use your own ideas.)

Girls	Those wearing tennis shoes
Boys	Those wearing something blue
Those wearing glasses	Those whose birthday is in June
8. Continue the game until all of the words have been erased and the class has memorized the Bible verse.

About “The Activities”

**BIBLE LEARNING GAME:**

## **BOAT TOSS**

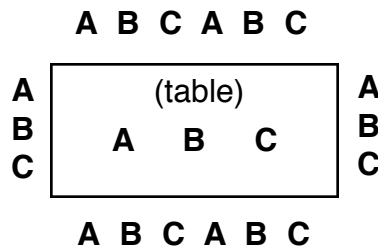
**GRADES:** 1-6

**EQUIPMENT:** 1 Table

**OBJECTIVE:** To stay “in the boat”. The team with the most points wins.

**DIRECTIONS:**

1. Divide the class into three teams ... A, B and C.
2. Have one player from each team sit on the table. Have one player from each team stand at each end of the table. The rest of the players stand by each side of the table and keep the players falling “out of the boat” from being hurt.
3. Time each “boat toss” for 20 seconds. Give a point to each team that still has a player “in the boat”.
4. The team with the most points wins.



*About “The Activities”*



## BIBLE LEARNING CRAFTS:

# STAINED GLASS FISH

**GRADES:** 1-2

**SUPPLIES:** Wax Paper (9" x 12")      Tissue Paper Squares  
Liquid Starch      Construction Paper  
Paint Brushes      Scissors  
Black Crayons      Glue  
Newspaper

## DIRECTIONS:

1. With a black crayon, instruct students to draw a large fish shape on the wax paper.
2. Cut out the fish shape and paint it with liquid starch.
3. Cover the fish shape with tissue paper "scales", overlapping as desired, adding starch as needed for the pieces to stick. Let it dry.
4. Glue on construction paper details such as eyes, mouth and fins.
5. Have children write the names of friends they would like to share Christ with on each "scale" of their fish.

This reminds students that they can be fishers of men, too.

*About "The Activities"*

**BIBLE LEARNING SNACK:**

**ROLL-UPS**

**INGREDIENTS:** Luncheon Slices  
Cheese Slices

**SUPPLIES:** Paper Plates  
Napkins

**DIRECTIONS:**

1. Give each students a paper plate, piece of lunch meat and a piece of cheese.
2. Instruct them to put the lunch meat and cheese on top of each other and roll.
3. This snack represents the bedroll of the paralyzed man Jesus healed.


*About "The Activities"*

## JOURNAL ENTRY:

Lesson 11

**I AM A KING'S KID!**

Draw a picture of yourself talking to Jesus.  
Be creative!



**GRADES:** 1-2

### **DIRECTIONS:**

Instruct students to draw a picture of themselves talking to Jesus.

**GRADES:** 3-6


### **DIRECTIONS:**

Instruct students to write what it means to be "the King's Squire". Tell them to describe what they do or can do to show others you belong to the King.

Lesson 11

**I AM THE KING'S SQUIRE**

What does it mean to be "the King's Squire"? Describe below what you do (or can do) to show others you belong to the King.



*About "The Activities"*

# SMALL GROUP QUESTIONS

## Grades 1-6

Read Luke 8:40-48 again.

1. What happened to the woman who had been bleeding for twelve years?
2. Is there someone or something in your life who needs healing? (This something can be physical, emotional or psychological.)
3. Do you believe Jesus can heal? In what way can he heal the person or situation mentioned in Question 2?
4. Does God sometimes use illness or difficult situations to show himself to others? How does he do this?

## PRAYER REQUEST BOOK

1. Ask if there were any answered prayers from last week.
2. Record these answered prayers in your book and date them.
3. Ask if there are any new prayer requests. Record them.
4. Remind students about the **PRAYER TREE** or **PRAYER POWER** if you are using it in your class.
5. As a group pray for each request made.

*About "The Activities"*