



# Teaching the Lord's Prayer to Today's Kids

Two aliens from Planet Yarp end up on earth -- at a Church just in time to learn about the Lord's Prayer! Larry Lamb teaches important stuff -- while he's learning it!

 Fun-filled Complete Lessons

Written by: Patricia Meyers  
Illustrations by: Carlos Ponce



 Childrens Church Stuff .com

428 S. Seminary, Collinsville IL 62234  
866-774-5355

# LESSONS FROM THE

## *Lord's* *Prayer*

- First            Introductory Stuff --  
Really good, you don't want to miss it!
- Week 1            Our Father which art in heaven
- Week 2            Hallowed be Thy name
- Week 3            Thy Kingdom come, Thy will be done,  
on earth as it is in heaven
- Week 4            Give us this day our daily bread
- Week 5            And forgive us our debts, as we  
forgive our debtors
- Week 6            And lead us not into temptation, but  
deliver us from evil
- Week 7            For Thine is the kingdom, and the  
power, and the glory forever
- Week 8            AMEN!



# Lord's



# Prayer


Written by : Patricia Meyers  
Contributing writer: Mary Sullivan  
Illustrations by: Carlos Ponce

We hope you and the children you minister to enjoy it as much as we have enjoyed preparing it for you!

There are a few hints we can give to help you use the material most effectively:

1. The curriculum is written conversationally to help new teachers get the feel of speaking to children. Experienced teachers love it, too, because they already know how to glean the best from their material and add their own touches!
2. We have included a couple of encouraging notes for your teachers from Miss Pat -- we pray that you and your team is blessed as you work on these lessons and that God's word comes even more alive in you and that it becomes real to the children through you.
3. Story-based! Our curriculum is story-based, meaning much of the lesson theme is centered around the story. No matter where we go, or what age group we speak to, kids like stories! Plain and simple. So, don't leave out the story ... leave out a game or something! That may sound weird, but they really remember the stories and if we tie the truth to a story and they remember the story ... well, you can come to the conclusion yourself!
4. Here are some suggestions on how to use the stories and pictures.
  - a) Take the black and white pictures and copy them onto transparencies. Then have one of your adult helpers color them with dry erase markers while you read the story. This is an unbelievable attention keeper!
  - b) No transparency machine? Color the pictures and show them, or
  - c) Have a worker color them while you are reading.
  - d) Give copies to the children and let them look over the pictures, or color them while you read. You can let take them home and finish them, they just have to move to the next one when you are ready in the story!
  - e) If you need them for a big audience without a transparency machine, you can go to Kinko's and they will enlarge them onto any size posterboard you would like.

**Thank You for trying our curriculum!**



5. Miss Pat prefers the games be centered around the memory verse. We have included a game idea in most lessons, but we would rather spend the time on a fun activity involving the memory verse.

6. We enjoy puppets tremendously, but know that many times puppeteers are hard to come by so, if you don't have a team right now, just switch the puppet skits to live skits. If you have a goofy helper they can be just as much fun ... add a silly hat or wig, crazy glasses and misfitting clothes and POOF! you have a funny skit that the kids will talk about all day.

We have used a special set of scripts for a lamb puppet in this set. There are many inexpensive (and expensive) lamb puppets available and because of the versatility of references to lambs in the Bible, we are sure you will find many uses for him once you get used to using him. Because the lamb skits are so fun ... we encourage you to try to incorporate this puppet if at all possible!).

7. You will find a memory verse paper provided to make life one little jot easier for you! Copy on colored paper (just because it's more fun) and hand out to your children! Included on the Memory Verse paper is a question from the story that will hopefully spark a conversation at their home so the children can relate the awesome things they are learning in Children's Church!

8. Thank you for obeying Psalm 78:48 "We will not hide these truths from our children, but will tell the next generation about the glorious deeds of the LORD. We will tell of his power and the mighty miracles he did." Thank you ... I pray blessings upon you! Miss Pat

## Booking Information:

You can book Miss Pat to come to your church for a crazy and exciting Children's Crusade, Children's Worker Training Session, or just for tea ... she loves tea (unless she's drinking coffee!).





## IMPORTANT AND NECESSARY INFORMATION

### **Contact Information:**

If you have any questions or suggestions ... you can e-mail us through our website: [www.ChildrensChurchStuff.com](http://www.ChildrensChurchStuff.com). Of course, there is always this option too: Pat Meyers, 428 S. Seminary, Collinsville IL 62234

### **Personal Information:**

Miss Pat has been ministering to children for over 20 years ... she served on the pastoral staff of a growing, thriving church for 10 years. With multiple services, over 300 children on the roster and just under 200 volunteers, her experience is solid. As you read through the lessons you will know without a doubt that this curriculum is written by someone who truly knows children and has spent years in the classroom. For the past two years she has traveled across the country speaking at conferences and in churches encouraging, motivating, and training Children's Workers who touch children in Jesus' name.

### **Bible Translation:**

We use the New Living Translation of the Bible (Tyndale House Publishing) unless otherwise noted. We have found that it is a great translation for the kids to relate to, things are worded so nicely.

### **Copyright information:**

This material is copyrighted, but you are hereby granted permission to copy any pages for use by your workers, helpers, and puppeteers. We have found that handing out your originals is a BIG mistake! You may also copy the pictures to hand out to the children to take home, if you like. But, please do not share too much with all the churches in your town ... instead, kindly direct them to our website where they can purchase their own copies! Remember: it's [www.ChildrensChurchStuff.com](http://www.ChildrensChurchStuff.com)

### **Thank yous!**

There are always so many people to thank with a project this size. The list is amazing from family to dear friends to lovely people who donate their time to read and test. The list is long ... I hope you all have as many wonderful people surrounding you as I have surrounding me.





# LORD'S PRAYER

## Week I

### MEMORY VERSE

Our Father which art in heaven ... Matthew 6:9

### SUPPLY LIST

Here is a list of the supplies needed for this lesson.

Pre-Service Activity -- paper, crayons, markers

Object Lesson -- strong magnet and some items for it to pick up -- paper clips, safety pins, etc.

Transparency Story -- pictures copied onto transparencies

Lamb puppet

Memory Verse papers copied onto colored paper

### SCHEDULE OF SERVICE

Use this space to write out the order of events for your service. This will help your helpers and puppeteers to be ready when you need them!

Have fun ... be blessed ... be a blessing!

---



---



---



---



---





# LORD'S PRAYER

## Week I

### TO THE TEACHER

(For your devotion in preparing the lesson.)

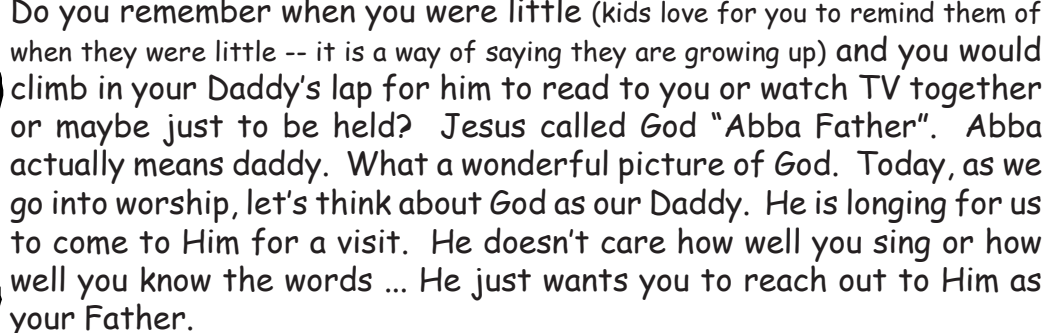
As we begin the series on The Lord's Prayer, take some time and ask God to open your eyes to what He wants to say through this prayer. While preparing this curriculum for you, so much revelation on the reality of every verse in this prayer has come to light. I pray that the same would happen to you, but you have to choose to let Him speak to you. Don't just go through and see what you need to have ready for class, ask God to bring this prayer to life for you. Then you'll REALLY have something to share with the kids.

### PRE-SERVICE ACTIVITY

As the kids come in for the first day of this series, have half sheets of paper available to them and colored pencils or markers. Ask them to draw a picture of prayer -- don't define it too much for them -- let their imagination work. Then display the pictures. Make sure their names are on them. If you can display them somewhere that they can remain for the full 8 weeks, it will be interesting to see if they want to change their picture or add to it after the series is done.

### WORSHIP NUGGET

(Share with the children prior to worship.)



Do you remember when you were little (kids love for you to remind them of when they were little -- it is a way of saying they are growing up) and you would climb in your Daddy's lap for him to read to you or watch TV together or maybe just to be held? Jesus called God "Abba Father". Abba actually means daddy. What a wonderful picture of God. Today, as we go into worship, let's think about God as our Daddy. He is longing for us to come to Him for a visit. He doesn't care how well you sing or how well you know the words ... He just wants you to reach out to Him as your Father.





## AFTER WORSHIP

In your prayer after worship, be sure to express your love to God as your Father, your Daddy. He loves you that way too, Teacher.

## OFFERING NUGGET

Have you ever had someone tell you that you remind them of your Dad? (Let kids respond. Tell them if you look or act like your dad.) Some kids love it when they hear that and others hate it ... but if we think about God being our Daddy, wouldn't it be great for someone to say that we remind them of our Father God? Now, it would take forever to discuss everything there is to know about God. So, as we prepare to give our offering, let's talk about how generous God is. All through the Bible we see Him taking care of His people, providing for the prophets, for widows, for sick people ... He even gave His only Son. He is a giving God. One way that we can "be like our Dad" is to be givers. That includes our offering, yes, but it also includes being generous any chance we can. Are you like your generous Dad? Are you a giver? I hope you are. Let's get our offerings ready today ... and if you didn't bring an offering today, remember this thought when you get your allowance this week, put some aside to give back to God!

## MEMORY VERSE

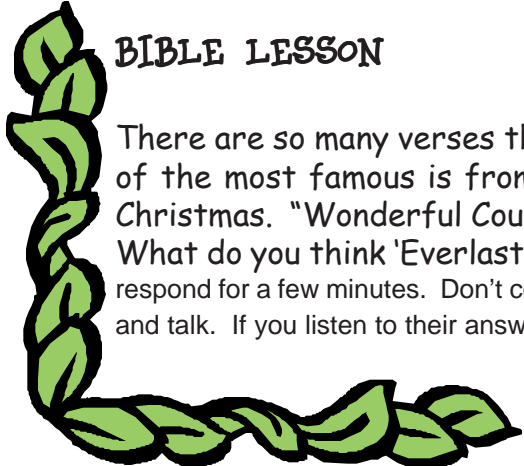
Our Father which art in heaven ... Matthew 6:9

## MEMORY VERSE ACTIVITY

For the next 8 weeks we are going to work on hand motions to The Lord's Prayer. At the end of the 8 weeks you will all be able to show and tell The entire Prayer. So ... everyone up ... we are going to work on the first little part today. Then we will add a chunk every week and go over the motions we already learned.

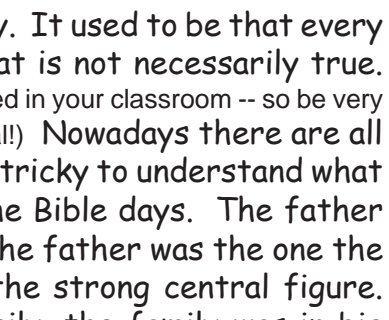
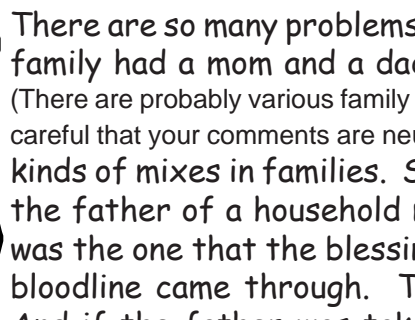
(Refer to hand motion sheet -- in front of the Table of Contents.)

## BIBLE LESSON



There are so many verses that talk about God being our father. One of the most famous is from Isaiah 9:6 -- we hear this verse every Christmas. "Wonderful Counselor, Mighty God, Everlasting Father..." What do you think 'Everlasting Father' means, boys and girls? (Let kids respond for a few minutes. Don't comment right or wrong, just encourage them to think and talk. If you listen to their answers, they will listen to yours!)

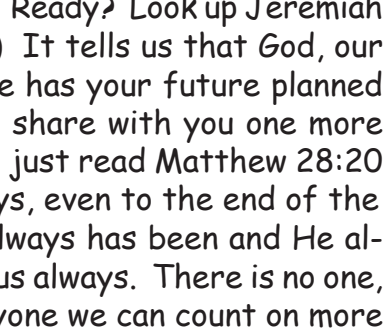
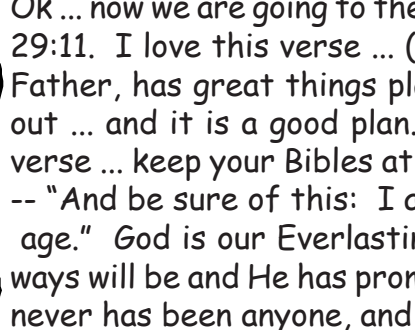




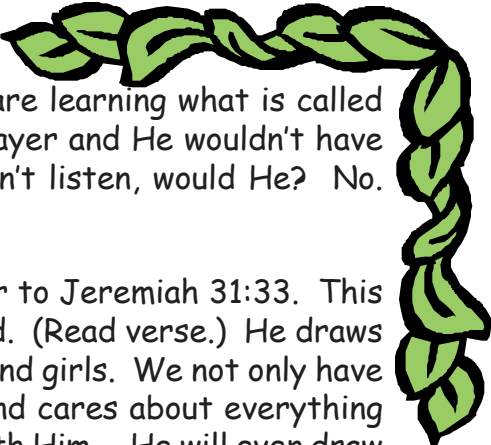

There are so many problems in families today. It used to be that every family had a mom and a dad. Nowadays that is not necessarily true. (There are probably various family situations represented in your classroom -- so be very careful that your comments are neutral, not judgemental!) Nowadays there are all kinds of mixes in families. So it gets a little tricky to understand what the father of a household meant back in the Bible days. The father was the one that the blessing came from. The father was the one the bloodline came through. The father was the strong central figure. And if the father was taken from the family, the family was in big trouble. Today we see families being raised by moms and being okay. But I will tell you that is not how God intended for it to be ... He is a great help to moms without husbands, but He intended for the family to be a strong unit with a mom and a dad. He intended for the dad to be like Him ... strong, caring, loving, providing, and always there. That was His intent. And that is the kind of father He is.

(This subject will be a little emotional for a few of your kids. Take an emotional break and have a race looking up the next verse.) Ok, boys and girls, get your Bibles ready we are going to race to see who can find this verse the fastest. Ready? Set? Look up Matthew 6:25! (Wait for everyone to have it -- I always encouraged the older ones to help the younger ones.) Read verses 25-33. We see our Father God's caring nature in this verse. The Bible tells us not to worry about food or clothes ... our heavenly Father knows we need them AND HE CARES!

Now let's look up Ephesians 1:3. (Let kids look it up and then call one one of them to read it out loud.) Paul wants us blessed ... and what kind of blessing? The blessing of the Father ... grace and peace from our Father. He is a true Father than wants to bless His children, and Paul understood that. We should understand that, too. He wants only good things for you, boys and girls. He wants your life to be blessed.



Ok ... now we are going to the Old Testament. Ready? Look up Jeremiah 29:11. I love this verse ... (Read the verse.) It tells us that God, our Father, has great things planned for us. He has your future planned out ... and it is a good plan. Now I want to share with you one more verse ... keep your Bibles at Jeremiah. I will just read Matthew 28:20 -- "And be sure of this: I am with you always, even to the end of the age." God is our Everlasting Father. He always has been and He always will be and He has promised to be with us always. There is no one, never has been anyone, and never will be anyone we can count on more



than our Heavenly Father. I told you we are learning what is called "The Lord's Prayer." Jesus taught this prayer and He wouldn't have told us to call out to a Father that wouldn't listen, would He? No. Father God hears us when we call.

AND He wants us to be with Him. Flip over to Jeremiah 31:33. This is a beautiful message from our Father God. (Read verse.) He draws us to Himself by His loving kindness, boys and girls. We not only have an amazing Eternal Father, who loves us and cares about everything that has to do with us ... but He wants us with Him ... He will even draw us to Him.

Ok, sit back. I have a story for you. We are going to meet a couple of new friends today.


## TRANSPARENCY STORY

Copy the pictures onto transparencies. Have one worker color the pictures with dry erase markers as you (or another worker) reads the story. When it is time to switch pictures say "beep" and the helper starts on the next picture. It is better to not use a child as it gets very competitive and sometimes you lose the message in the story if they are struggling with the transparencies and they usually don't like (in my experience) to stop coloring before the picture is done! Of course, adults don't either!

### Trouble in Space

#### Transparency #1

Argo was at the controls when the alarm went off. His yellow eyes bulged out and his fingers tips started buzzing. Clem, his partner -- with red eyes and green pods all over his body -- was in the food quad fixing them a snack. He had just turned off the cooling tower and thought he had done something wrong when the alarm sounded. He began checking the connections and found nothing.


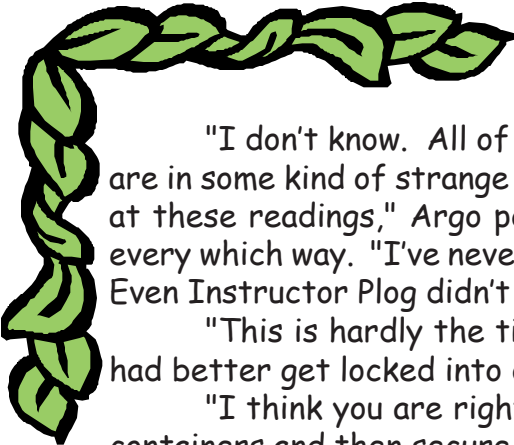


"Argo!" Clem yelled as loudly as he could -- the alarm was getting louder and louder. "Argo! I think I messed something up back here! Come help!"

"Clem! It's up here. I've lost control of the craft!" Argo yelled loudly, but tried to keep his concentration on his instrument panel. He heard Clem running forward to the control station.

"What happened?" Clem asked.





"I don't know. All of a sudden the alarm went off. It's like we are in some kind of strange magnetic pull. I cannot get control ... look at these readings," Argo pointed to a screen with graph lines going every which way. "I've never seen anything like it! Not even in school! Even Instructor Plog didn't think of this scenario!"

"This is hardly the time for jokes, Argo," Clem snapped. "We had better get locked into our seats."

"I think you are right," Argo agreed. "Check the locks on the containers and then secure the safety gear first."

"Check!" Clem jumped into action. It wasn't easy with the alarm screaming in his ears, but the plane was flying strangely smooth.

Argo and Clem were from the planet Yarp. They had taken off just 2 days before on a simple mission to check the perimeter of Yarp and test their new craft. Before graduating from school on Yarp, each student must build a craft, by himself or with a partner, test the craft, and perform a simple mission successfully. Most of the missions mean nothing. In this case, no one needs to check the perimeter of Yarp -- the leadership keeps track of it every minute of every day and not once in all of its history has Yarp had a perimeter breach.


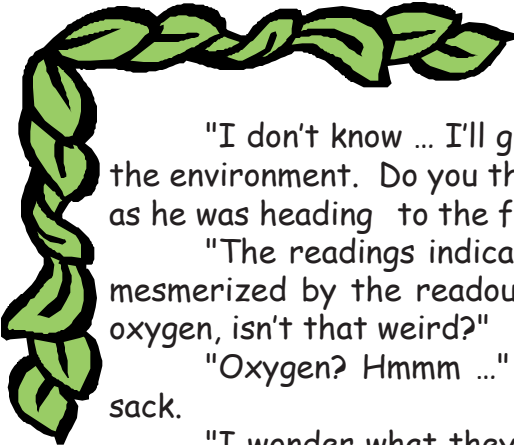
Argo and Clem had worked for the past six months on their aircraft. It was a simple structure, with just a few improvements over any craft ever created. Argo was very skilled at communication and had installed highly sensitive detection panels on the underside of the craft. His instrument panel was second to none. He knew he would get the award from Instructor Plog for that at least. Clem had worked with the comforts of the craft. Everyone else on Yarp seemed to only be concerned with the technical side of life, but Clem cared about comfort. He and Argo had teamed up hoping to build a very technical craft that would rival anything ever built and then be the most comfortable aircraft ever. They were going to go into business and take people for flights just for fun.

But now ...

### Transparency #2

"That was the best landing ever!" Clem said. "How did you do that?"

"I didn't do anything," Argo answered. "The craft did it by itself. What is going on?"



"I don't know ... I'll grab some snacks and we can go check out the environment. Do you think we need to wear masks?" Clem asked as he was heading to the food quad.

"The readings indicate it is safe," Argo called back. He was mesmerized by the readouts on his screens. "It says it is rich in oxygen, isn't that weird?"

"Oxygen? Hmmm ..." Clem said, then went back to packing a sack.

"I wonder what they use it for," Argo whispered. "Oxygen ... interesting. I wonder what else we'll find here ... wherever we are."

Argo and Clem exited the craft very carefully. The air seemed safe enough and the ground was solid, but the sounds were very strange.

"What is that chirping, Argo?" Clem asked.

"I don't know, Clem. Just keep your eyes and ears open. Look at the size of this building. You don't think that is a personal pod, do you?" Argo asked.

"I hope not, because that would mean these creatures are huge!" Clem said getting just a little closer to Argo.

"Let's go in and see," Argo said.



"I think you better have your personal instruments checked out ... go inside? Are you crazy?" Clem asked. But it was no use, Argo was already opening the slot on the pod, or whatever it was, and going inside.

### Transparency #3

"What is that noise?" Clem asked.

"Will you stop asking me so many questions?" Argo said. "I have never been here either! Just listen and let's see what we can find out."

The two aliens stopped outside a door and listened.

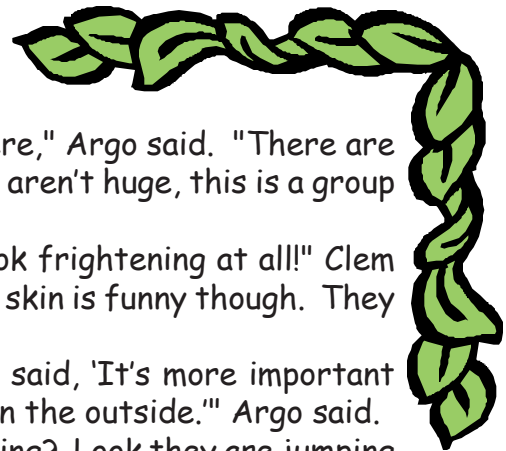
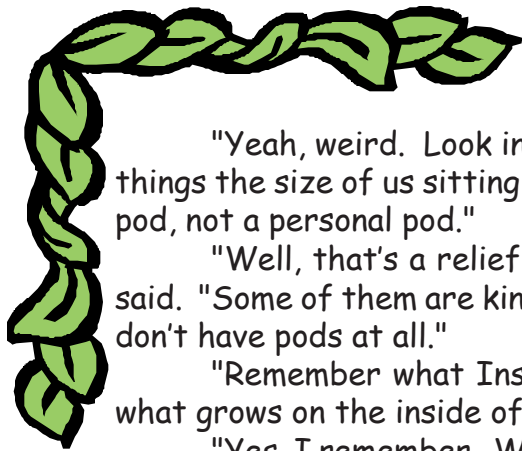


"And so, boys and girls, He's not just a spiritual being that is the most powerful spiritual being in the universe -- God also wants to be your Father. He wants a special relationship with you. He wants to spend lots of time with you ... like a really great Dad!"

"What is a boy and girl?" Clem asked.

Argo just glared at him.

"Oh yeah ... you don't know ... sorry!" Clem said. "I wonder what a God is or a Father or a Dad. I can understand her speaking, but I don't know what she is saying! There is a being here that they think is the most powerful in the universe?"



"Yeah, weird. Look in this window here," Argo said. "There are things the size of us sitting in chairs. They aren't huge, this is a group pod, not a personal pod."

"Well, that's a relief. They don't look frightening at all!" Clem said. "Some of them are kind of cute, their skin is funny though. They don't have pods at all."

"Remember what Instructor Flimma said, 'It's more important what grows on the inside of a person, not on the outside.'" Argo said.

"Yes, I remember. What are they doing? Look they are jumping up and down. I think they are having fun." Clem said. "I think I would like to go in for a while, Argo."

"I don't think it would hurt anything to go in ... but we need to see if we can contact someone for help," Argo said. "We can come back later."

"Ok ... promise?" Clem asked, following Argo back the way they had come.

"I promise ..." Argo answered.


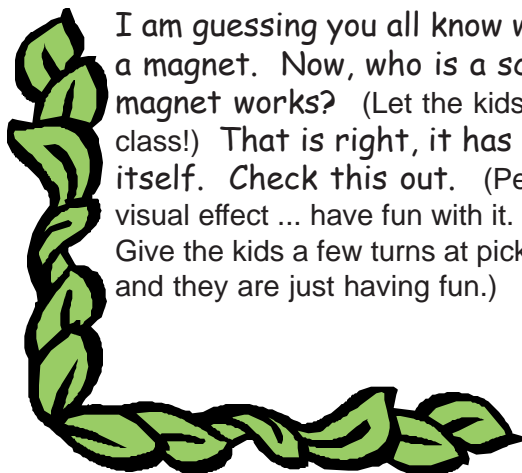
The end.

### REVIEW QUESTIONS:

1. What planet were Argo and Clem from?
2. Where did they land?
3. What made them land on earth instead of where they were going?

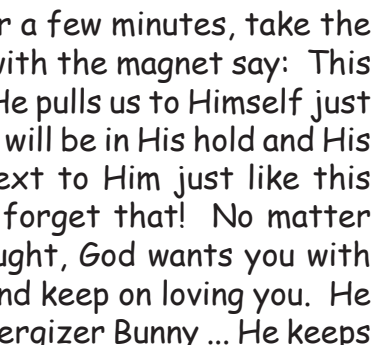
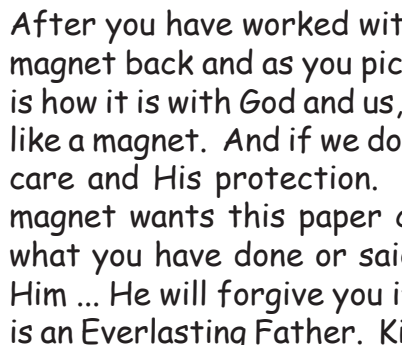
### OBJECT LESSON

You need a strong magnet. A good magnet can be purchased from the educational section of a toy store. Or borrow one from a school teacher. You also need a few things for the magnet to pick up ... paper clips are cool because they string together, straight pins are fun, and a couple of bigger things; spoon, big nail, etc.



I am guessing you all know what this is (hold up the magnet). Right, it is a magnet. Now, who is a science brain in here and can tell me how a magnet works? (Let the kids explain ... they probably all know from science class!) That is right, it has a drawing power that simply pulls stuff to itself. Check this out. (Perform some tasks with the magnet ... this is for visual effect ... have fun with it. Pick up stuff, make the paper clips string along. Give the kids a few turns at picking stuff up. Make them think the lesson is over and they are just having fun.)





After you have worked with the magnet for a few minutes, take the magnet back and as you pick up something with the magnet say: This is how it is with God and us, boys and girls. He pulls us to Himself just like a magnet. And if we don't fight Him, we will be in His hold and His care and His protection. He wants you next to Him just like this magnet wants this paper clip. Don't ever forget that! No matter what you have done or said or felt or thought, God wants you with Him ... He will forgive you if you do wrong and keep on loving you. He is an Everlasting Father. Kind of like the Energizer Bunny ... He keeps loving and loving and loving!

## PUPPET SKIT The Shepherd Listens When We Call

We are going to use a lamb puppet in all the lessons for this series.

Larry: I wish I had a magnet that worked on the Shepherd when he is too far away.

Teacher: Really? Does your shepherd wander off?

Larry: Well, the shepherd doesn't exactly wander off ...

Teacher: Hmm ... I wonder who does the wandering then ...

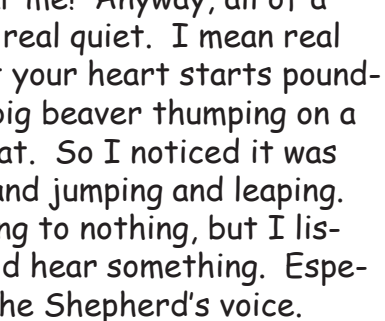
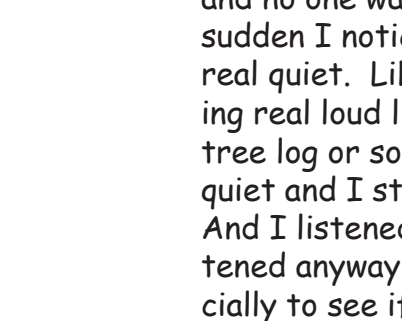
Larry: Well ... I didn't mean to.



Teacher: (very sarcastically) What happened?

Larry: I didn't mean to wander that far off. I really didn't. I thought the whole flock was traveling that direction. Just a few days before this happened, the Shepherd had told me that I was a good leader. So I thought I was just leading. I didn't know no one was with me. I was jumping and leaping thinking everyone was following me. I feel pretty silly now thinking back. I probably looked stupid.

Teacher: Well ... you probably didn't look stupid.

Larry: Oh, yes, I did. There I was running and showing off and no one was anywhere near me! Anyway, all of a sudden I noticed that it was real quiet. I mean real real quiet. Like so quiet that your heart starts pounding real loud like a great big beaver thumping on a tree log or something like that. So I noticed it was quiet and I stopped running and jumping and leaping. And I listened. I was listening to nothing, but I listened anyway to see if I could hear something. Especially to see if I could hear the Shepherd's voice.





Teacher: And did you hear anything?  
Larry: Nope ... nothing. I didn't know what to do and I felt like crying. But I'm not a little bitty lambie anymore, so I didn't want to cry. I wanted to do something brave and find my way back to the flock. But I didn't even have one idea. So I sat down and thought.

Teacher: That sounds like a good idea.  
Larry: I thought: What would the Shepherd say about a problem like this? And then I figured it out ... the Shepherd would tell us to call out to him. He had told us many many times that he would hear us if we would call. So I started to call. I called out real loud. I called it over and over. And what do you think happened?

Teacher: The shepherd came running?  
Larry: Nope ... He didn't come that very second, I stopped calling and listened and I still heard nothing. So I called and called again. And when I stopped and listened this time I heard a tree branch crackle. I got so excited because I knew the Shepherd had heard me just like he said he would.



Teacher: And you were safe!  
Larry: Nope ... It wasn't the Shepherd that came out of that clump of trees over there.

Teacher: It wasn't?  
Larry: No ... It was a big ol' fox. One of those ugly foxes that makes my wool get woolier. I was so scared.

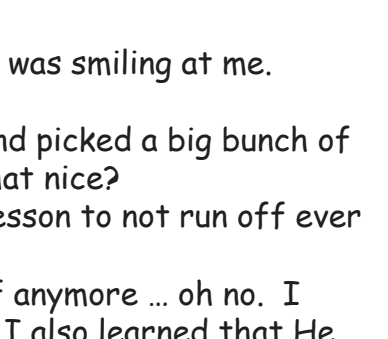
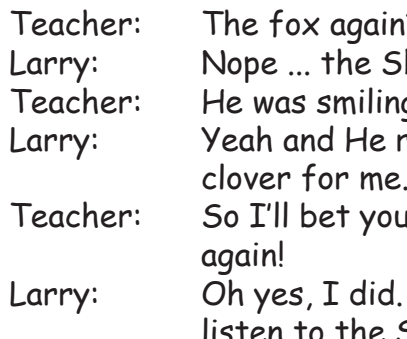
Teacher: I'll bet you were ... what did you do?  
Larry: I just looked at that fox and wondered if he had had any lunch yet. Because I was hungry and I thought if that fox is hungry I am in big trouble. And that fox looked really hungry ... he was drooling and his eyes were kind of glimmery and stuff.

Teacher: I'll bet you were scared.  
Larry: I was ... my heart was pounding and so I closed my eyes for a second to try to calm my heart down. And when I opened my eyes back up that ol' fox was running away back into the clump of trees.

Teacher: Really?  
Larry: Really! So I opened my mouth to call for the Shepherd again and I heard something behind me. And what do you think it was?






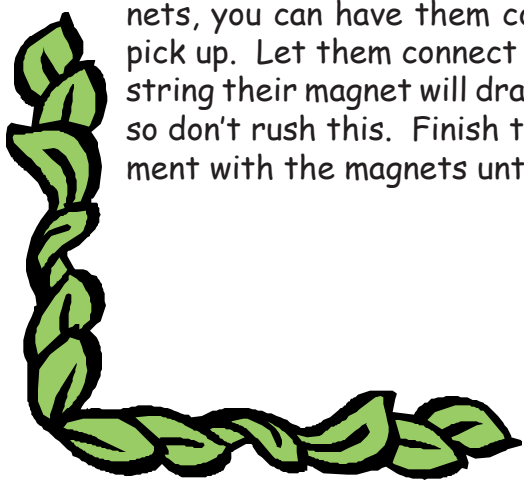


Teacher: The fox again?  
Larry: Nope ... the Shepherd and he was smiling at me.  
Teacher: He was smiling?  
Larry: Yeah and He reached down and picked a big bunch of clover for me. Now wasn't that nice?  
Teacher: So I'll bet you learned your lesson to not run off ever again!  
Larry: Oh yes, I did. I don't run off anymore ... oh no. I listen to the Shepherd. But I also learned that He really does listen when I call out to him. Even if I don't see Him right away ... He is taking care of everything.  
Teacher: What a great story, Larry. Thank you for sharing that with us.  
Larry: Ok ... I'll see you later, I am going to go see if I can find me a magnet like that, then I'll just put some paper clips around the shepherd's neck and we'll be all good. (Leaves before the teacher can correct his thinking.)  
Teacher: Ummm ... I don't think ... (voice trails off as Lamb leaves.) Well, he'll figure it out, won't he, boys and girls?

To the class: I hope you all remember that our Father God listens when you call ... and cares about you deeply.

Pray over the boys and girls, then put the object lesson items and Bibles away and get ready for a game!

### GAME



Instead of a "game" game today ... our suggestion is to let the kids play with the magnet. If you can gather a few different magnets with different strengths, they will have a good time seeing how many objects they can pick up with each. If you can secure two strong magnets, you can have them compete for how many paperclips they can pick up. Let them connect some clips together and see how long of a string their magnet will drag around. Kids love to play with equipment, so don't rush this. Finish the lesson completely and they can experiment with the magnets until the parents come.



**LORD'S PRAYER**

*Week 1*



**LORD'S PRAYER**


*Week 1*



**MEMORY VERSE**

Our Father which  
art in heaven ...

Matthew 6:9



**MEMORY VERSE**

Our Father which  
art in heaven ...

Matthew 6:9

